

RE 205

RE 205

SPARE PART CATALOGUE
(EXPORT)

Bajaj Auto Limited
Akurdi Pune 411 035 India
Tel +91 20 27472851
Fax +91 20 27407385
www.bajajauto.com



We have pleasure in presenting the Spare Parts Catalogue for 'RE 205 PETROL / CNG / LPG' Vehicles. This catalogue has been specially designed to assist you in selecting the correct parts to maintain your vehicle in best running condition..

The Bajaj spares are subjected to the stringent quality control standards to ensure longer life of the vehicle. It is therefore necessary that only the Genuine Bajaj Spares are used.

In a continual effort to improve performance and efficiency of the vehicle, Specifications, Diagrams, Illustrations and Part Numbers can change without notice. Consequently, the description in this Spare Parts Catalogue cannot therefore be final and binding on us.

The modifications/ alterations which are carried out after the issue of this catalogue, will be conveyed to you through our service circulars. You are requested to make necessary corrections in the parts catalogues as per the circulars so as to keep your catalogues up to date. This will ensure the appropriate and speedy delivery of the spare parts as the order placed will bear the latest part numbers.

In case, if you need any technical assistance contact the concerned Regional Office or write to us on the following address :

International Business
Akurdi, Pune 411 035 India
Phone : 020-27472851
Fax : 020-27407395
E-mail : spdexports@bajajauto.co.in

All information contained in this manual is based on the latest product information at the time of publication. Bajaj Auto Limited accepts no liability for any inaccuracies or omissions in this publication, although every possible care has been taken to make it as complete and accurate as possible. All procedures and specifications subject to change without prior notice. The right is reserved to make such changes at any time without prior notice and without incurring an obligation to make such changes to product manufactured previously. Contact your authorized Bajaj Dealer for the latest information on product improvements incorporated after this manual was issued.

DOC. NO.: 71111555

REV. 01. MAR. 2012

1. How to Read the Catalogue : Open the catalogue and from the pictorial index locate the group in which the part you want to find is present. Turn over to the concerned page number (as given by pictorial index). Now find out the figure of the part you wish to order. Write down the part number against that particular figure number from the text.

In case, if you have the part number and you need the other details, the part index can be used. The part index (at the end of the catalogue) will give you the figure and page number of the part you wish to order.

2. How to Order Spare Parts : The part number and the description of the part required should be invariably mentioned in the order as per the catalogue text.

The latest part number as conveyed through our service circulars should only appear on the order. In case of ordering painted components, colour shade of the components should be mentioned.

The quantity shown against the part number is the quantity per vehicle for that group so that particular quantity should be multiplied by the number of sets required.

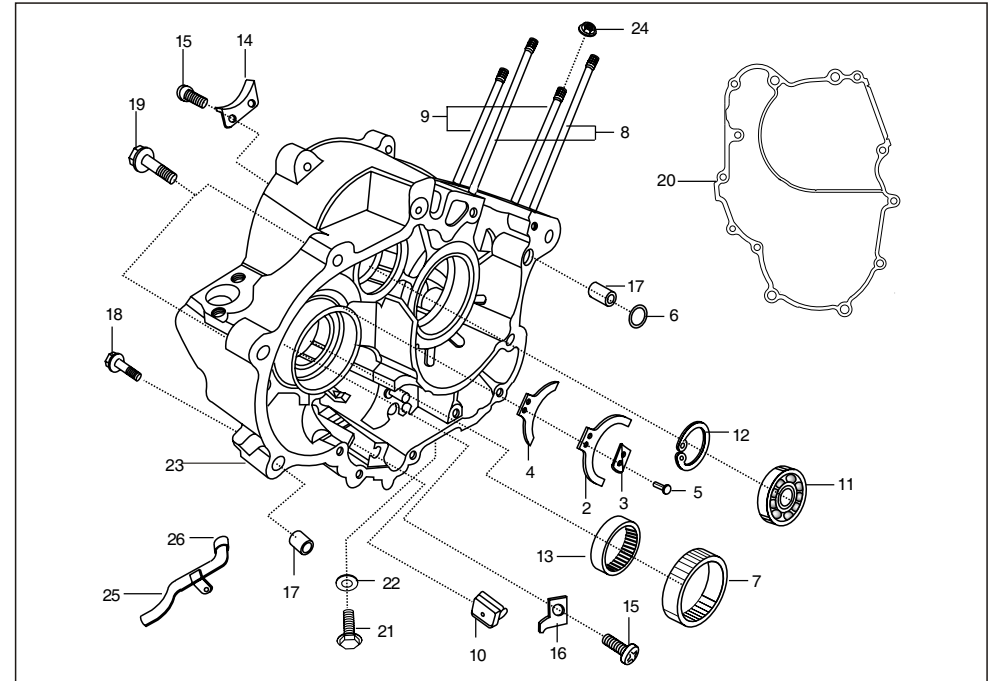
3. Part Number System: We have used 8 digit system for part numbers. The model or hardware item is indicated by first two digits or alphanumeric, the next two or four digits indicate main group and the last four or two digits indicate serial number in main group or serial number or subgroup of fastener respectively. Thus the part numbers will be indicated by 2-2-4 or 2-4-2 digit system. Understanding this system will enable you to identify the spare parts easily.

4. Abbreviations : The following abbreviations are used in this catalogue.

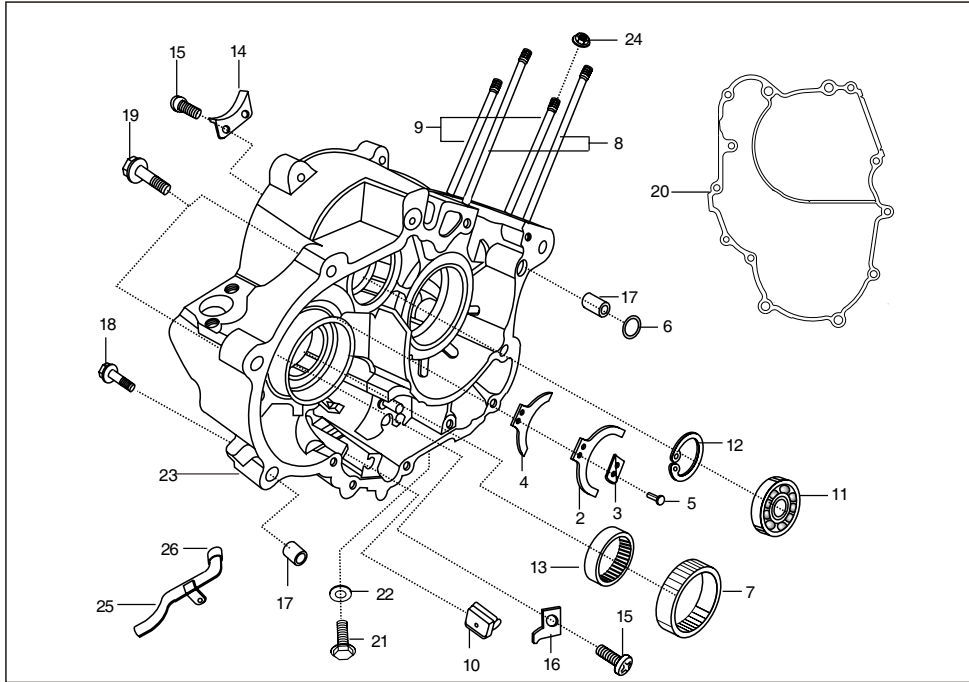
assly.	Assembly	V	Volts
N.I.	Not illustrated	W	Watts
C'case	Crankcase	accl.	Accelerator
Cyl	Cylinder	Comp.	Complete
o/s.	Over size	Fr	Front
Std.	Standard	L	Length
A/t.	Alternate	Rr	Rear
R.H.	Right hand	Hex.	Hexagonal
L.H.	Left hand	AR	As required

No.	Description	Page No.	No.	Description	Page No.
1	Engine & Crankcase Clutch Side	1, 2	34	Trailing Arm Assly	46
2	Crankcase Magneto Side	3	35	Propeller Shaft / Flanges	47
3	Clutch Cover	4,5	36	Wheel Assly	48
4	Cylinder / Piston Assly	6	37	Tandem Master Cylinder	49,50,51
5	Crankshaft Assly	7	38	Brake Pedal	52
6	Cylinder Head	8	39	Brake Pipe	53
7	Valve	9	40	Wheel Cylinder (Rear)	54
8	Cam Shaft & Chain Tensioner	10	41	Hand Brake Complete	55,56
9	Clutch Plate Assly	11	42	Chassis / Steering Cover / Grommet	57,58
10	Clutch Housing Complete	12	43	Tool Box	59,60
11	Clutch Lever Assly	13	44	Front Mudguard & H/L Hsg	61
12	Main Shaft	14	45	Front Wheel Hub / Axle Assly	62,63
13	Gear Transmission	15	46	Front Suspension	64
14	Gear Shifter Assly	16	47	Front Shock Absorber	65,66
15	Selector Gear Assly / Starting Mech. (Decomp)	17,18,19	48	Rear Shock Absorber	67
16	Deferential Assly	20	49	Steering Column	68
17	Deferential Cover	21	50	Handle Bar	69,70
18	Selector Comp. - Reverse Gear	22	51	Handle Bar Sleeves	71
19	Cowling	23	52	Control Cables	72
20	Silencer Assly	24,25	53	Speedometer	73
21	Engine Mounting	26,27	54	Wiring Harness & H/L Assly	74
22	Magneto Assly	28	55	Front Light Assly	75
23	Spark Plug & H.T. Coil	29	56	Tail Lamp Assly	76
24	Carburetor	30,31	57	Switches / Horns Cabin Light	77,78
25	Air Filter Complete	32,33	58	Electrical Equipment	79,80
26	Pump Assly Oil & Oil Strainer	34,35	59	Battery & Fuse Box Assly	81,82
27	Oil Cooler	36,37	60	Starter Motor	83
28	Fare Meter Drive Unit	38	61	Passenger Body	84,85
29	Petrol Tank & Petrol Cock Assly	39,40	62	Rear Mudguard / Bumper & Mud Flap	86
30	Petrol Tank (CNG / LPG)	41	63	Hood & Frame Assly / Packing	87,88
31	Front Brake Linkage	42	64	Wind Shield & Wiper Motor	89,90
32	Wheel Cylinder Front	43	65	Seat Assly.	91,92
33	Rear Brake Assly- Auto Adjuster	44,45			

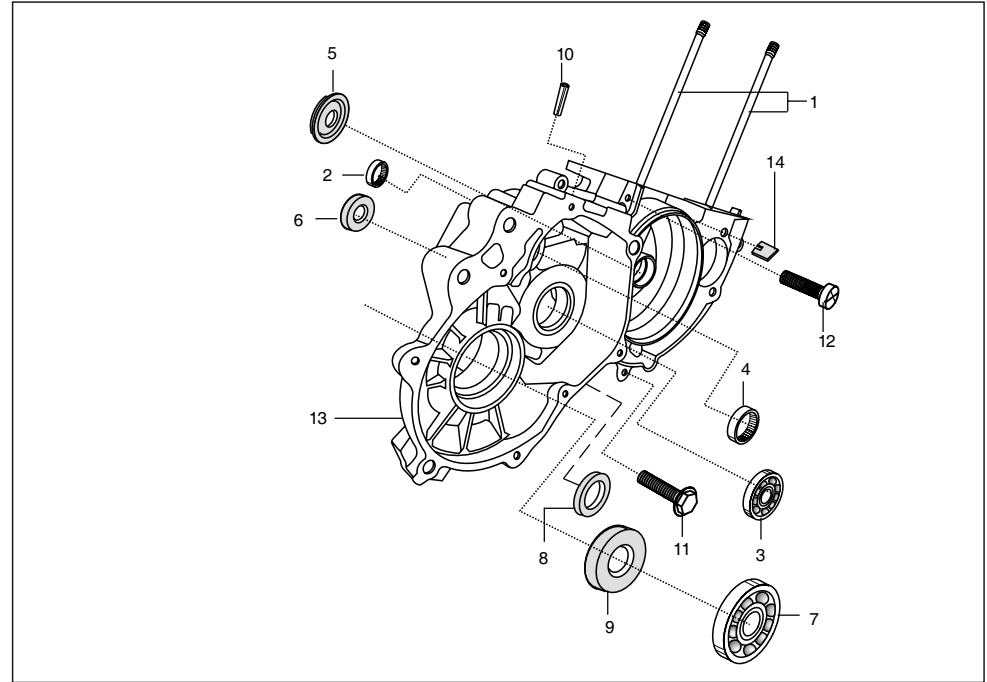
No.	Description	Page No.	No.	Description	Page No.
66	Tool Kit & Mirror	93			
67	CNG Cylinder	94,95			
68	Valve of CNG Cylinder(for CNG)	96			
69	Mixer Unit & Hose (Vanaz Kit)	97			
70	Relay / Solenoid Petrol & Gas (Vanaz Kit)	98			
71	2nd Stage CNG Regulator (Vanaz Kit)	99,100			
72	2nd Stage CNG Regulator II (Vanaz Kit)	101,102			
73	1st Stage Reduction Unit (Vanaz Kit)	103,104			
74	LPG Cylinder	105			
75	Refilling Unit (Lovato Kit)	106			
76	Mixer Assly & Manifold Assly (Lovato Kit)	107			
77	Vapour Box (Lovato Kit)	108			
78	Multi Functional Valve (Lovato Kit)	109,110			
79	Regulator (Lovato Kit)	111,112			
80	Regulator T 60 Assly (Minda Kit)	113,114			
81	Regulator T 60 Assly (Minda Kit)	115			
82	Power Valve Assly (Minda Kit)	116			
83	HPR Assly (Minda Kit)	117,118			
84	Regulator T 60 Assly (Minda Kit)	119			
85	Power Valve (Minda Kit)	120			
86	Multi Valve Assly (Minda Kit)	121,122			
87	Regulator (Vanaz Kit)	123,124			
		125			
88	Multi Valve-30 Deg - (Vanaz Kit)	126,127			
89	Multi Valve-0 Deg - (Vanaz Kit)	128,129			
90	Filter (Vanaz Kit)	130			
91	Hose Assly (Vanaz Kit)	131			
92	Filler Valve (Vanaz Kit)	132			



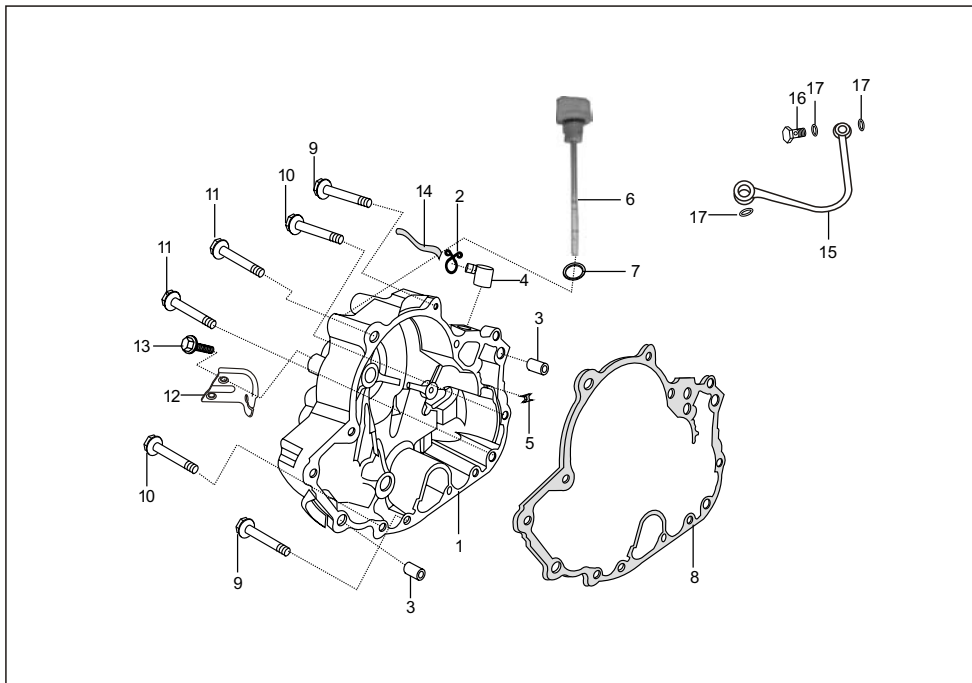
No.	Part No.	Description	Qty/Veh.			Remarks
			PET	CNG	LPG	
1	AM 1010 09	Engine Assly. comp.	1	--	1	
	AF 1010 16	Engine Assly. comp.	--	1	--	
2	AA 1011 23	Spring plate upper	1	1	1	
3	AA 1012 49	Spacer pad - hand start	1	1	1	
4	AA 1011 24	Spring plate lower	1	1	1	
5	39 0508 09	Rivet	2	2	2	
6	39 1013 21	'O' ring	1	1	1	
7	AA 1011 45	Bush starter gear	1	1	1	
8	39 1719 05	Stud (Long)	2	2	2	
9	39 0682 05	Stud (Short)	2	2	2	
10	AA 1011 43	Rubber pad	1	1	1	
11	39 1214 20	Ball bearing	1	1	1	
12	21 1704 19	Circlip	1	1	1	
13	03 1003 35	Needle roller bearing	1	1	1	
14	AA 1010 04	Guide chain metallic	1	1	1	
15	39 0745 01	Scrow pan cross - M6	1	1	1	



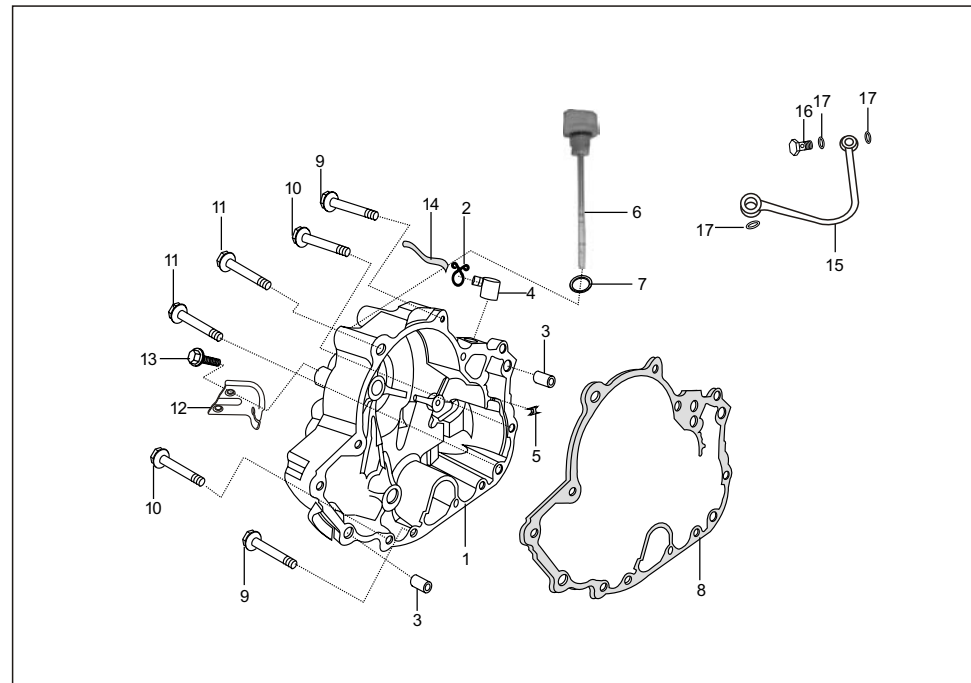
No.	Part No.	Description	Qty/Veh.			Remarks
			PET	CNG	LPG	
16	AB 1010 14	Guide starter gear	1	1	1	
17	39 1000 06	Hollow dowel pin	2	2	2	
18	39 1075 04	Bolt flanged small	6	6	6	
19	39 1676 04	Bolt flanged small	6	6	6	
20	AA 1013 28	Gasket (Crankcase)	1	1	1	
21	28 1011 41	Oil plug	1	1	1	
22	39 1796 11	Plain washer	1	1	1	
23	AN 1010 70	Crank case clutch side	1	1	1	
24	39 1630 15	Nut flange	2	2	2	
25	AA 1012 21	Tube assly.	1	1	1	
26	28 1010 80	Rubber bush	1	1	1	



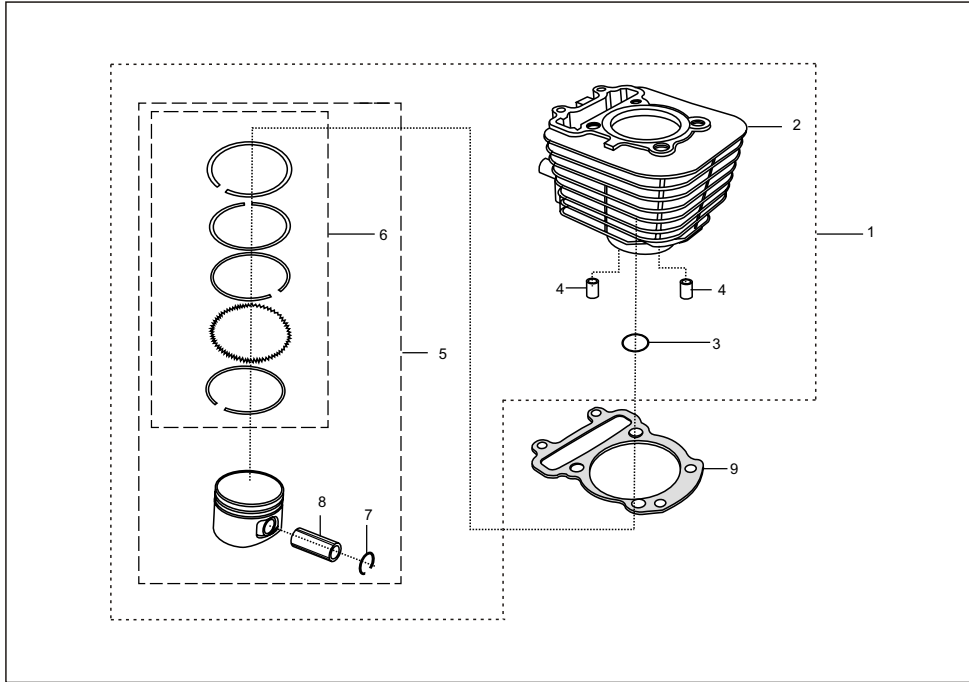
No.	Part No.	Description	Qty/Veh.			Remarks
			PET	CNG	LPG	
1	39 1719 05	Stud	2	2	2	
2	39 2528 20	Needle roller bearing	1	1	1	
3	KF BF63 05	Ball bearing (Crank shaft)	1	1	1	FAG
	39 2561 20	Ball bearing (Crank shaft)	1	1	1	SKF
4	39 1435 20	Needle roller bearing	1	1	1	
5	39 1715 19	Oil seal	1	1	1	
6	39 1716 19	Oil seal (Main Shaft)	1	1	1	
7	24 1301 05	Ball bearing (Differential)	1	1	1	
8	39 1917 19	Oil seal	1	1	1	For starting handle sector gear
9	39 1870 19	Oil seal(Differential)	1	1	1	
10	39 0427 06	Spring type straight pin	1	1	1	
11	39 1075 04	Flanged bolt	1	1	1	
12	39 0747 01	Screw	1	1	1	
13	AN 1010 33	Crankcase magneto side	1	1	1	
14	AB 1010 85	Rubber grommet	1	1	1	



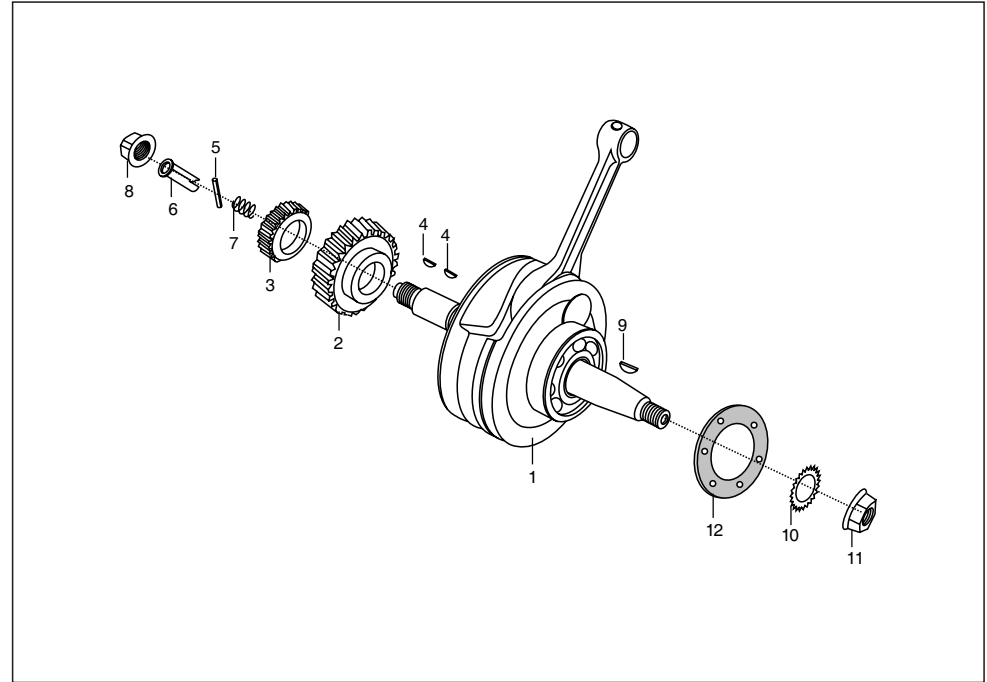
No.	Part No.	Description	Qty/Veh.			Remarks
			PET	CNG	LPG	
1	AN 1011 09	Clutch cover	1	1	1	
2	AA 1013 96	Spring clip	1	1	1	
3	39 1000 06	Hollow dowel pin	2	2	2	
4	AB 1010 84	Breather w/ o pipe	1	1	1	
5	AB 1010 38	Grommet breather	1	1	1	
6	AA 1016 67	Dip stick clutch cover	1	1	1	
7	39 1537 21	'O' ring	1	1	1	
8	AA 1010 77	Gasket clutch cover	1	1	1	
9	39 1065 04	Bolt flanged small	5	5	5	
10	39 1963 04	Bolt	4	4	4	
11	39 1721 04	Flanged bolt	3	3	3	
12	AA 1013 37	Bracket for clutch cable	1	1	1	
13	39 1062 04	Bolt flanged small	2	2	2	
14	AN 1010 83	Breather tube assly	1	1	1	
15	AA 1014 68	Pipe complete banjo	1	1	1	



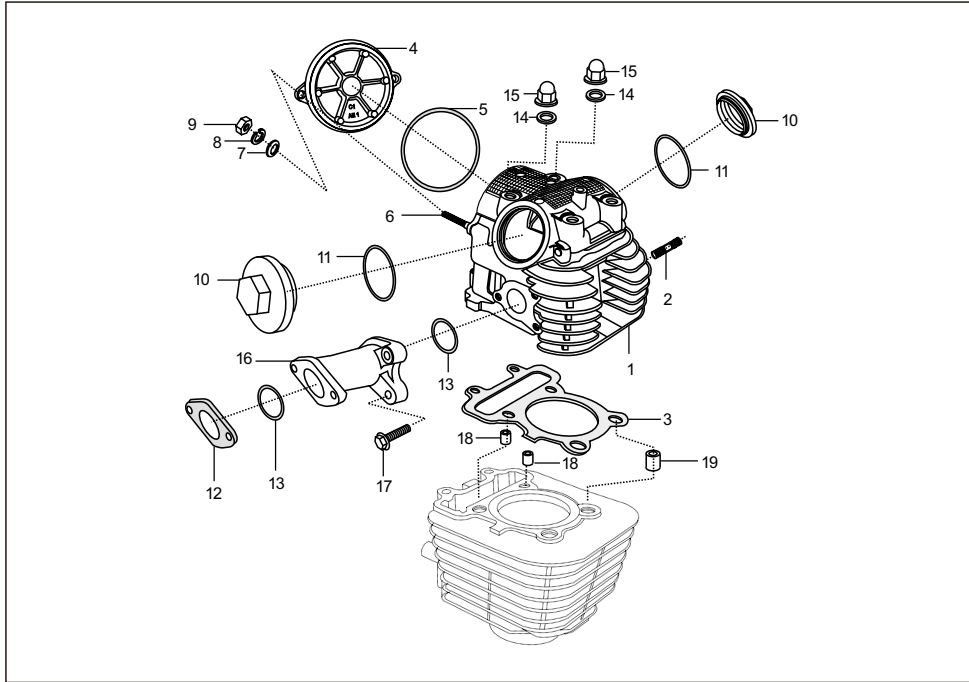
No.	Part No.	Description	Qty/Veh.			Remarks
			PET	CNG	LPG	
16	AA 1014 75	Banjo bolt	1	1	1	
17	39 1727 11	Gasket	2	2	2	



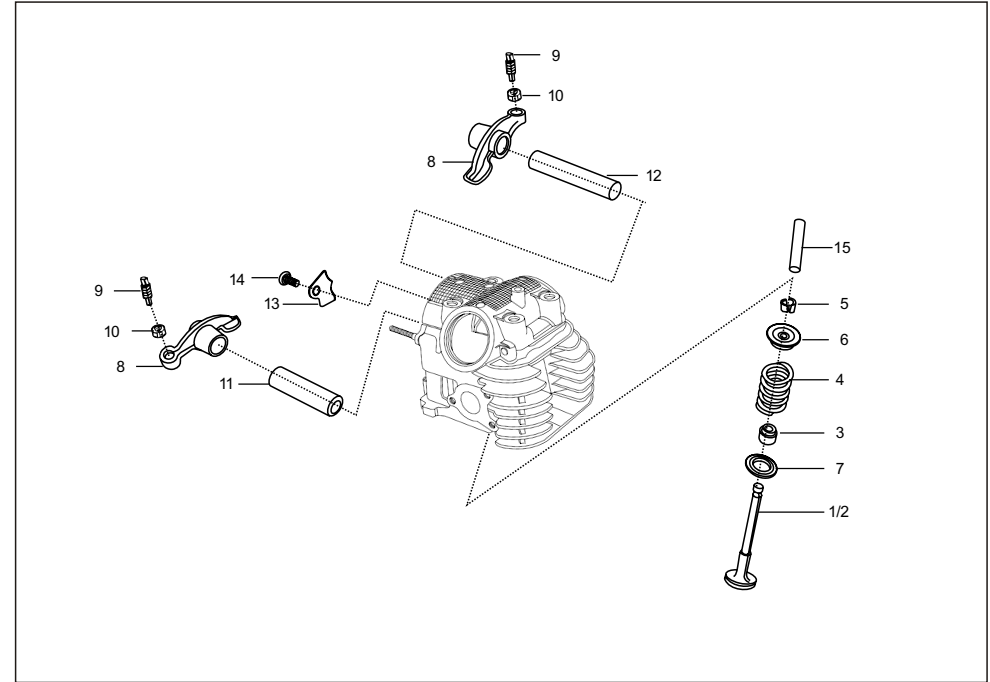
No.	Part No.	Description	Qty/Veh.			Remarks
			PET	CNG	LPG	
1	AN 1011 23	Cylinder block piston assembly	1	1	1	
2	AN 1010 07	Cylinder block comp.	1	1	1	Not Serviceable
3	39 1790 21	'O' ring	1	1	1	
4	39 1000 06	Hollow dowel pin	2	2	2	
5	AN 1012 59	Piston assly	1	1	1	
6	AN 1010 66	Piston ring set complete	1	1	1	
7	39 1478 17	Wire circlip	2	2	2	
8	AN 1010 06	Pin piston	1	1	1	
9	AA 1010 13	Block gasket	1	1	1	



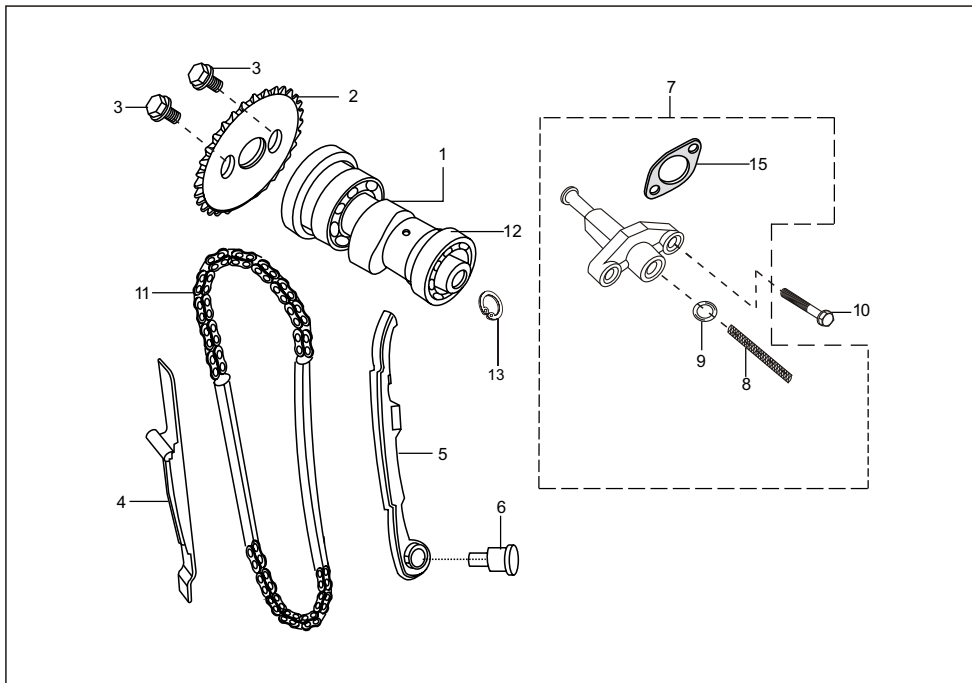
No.	Part No.	Description	Qty/Veh.			Remarks
			PET	CNG	LPG	
1	AA 1010 33	Crank shaft assly	1	1	1	
2	AA 1016 02	Primary pinion	1	--	1	
	AA 1015 89	Primary Pinion	--	1	--	
3	AA 1014 24	Oil pump drive gear	1	1	1	For Sintering route
4	31 1011 73	Key woodruff	2	2	2	
5	39 1927 07	Roller pin	1	1	1	
6	AA 1011 38	Plunger oil	1	1	1	
7	AA 1011 39	Spring plunger	1	1	1	
8	39 1885 15	Nut	1	1	1	
9	AA 1013 45	Woodruff key	1	1	1	
10	01 1006 12	Fan disc washer	1	1	1	
11	39 1053 15	Nut	1	1	1	
12	28 1011 10	Damper spring	1	1	1	
13	AA 1014 99	Kit connecting rod	1	1	1	N.I.



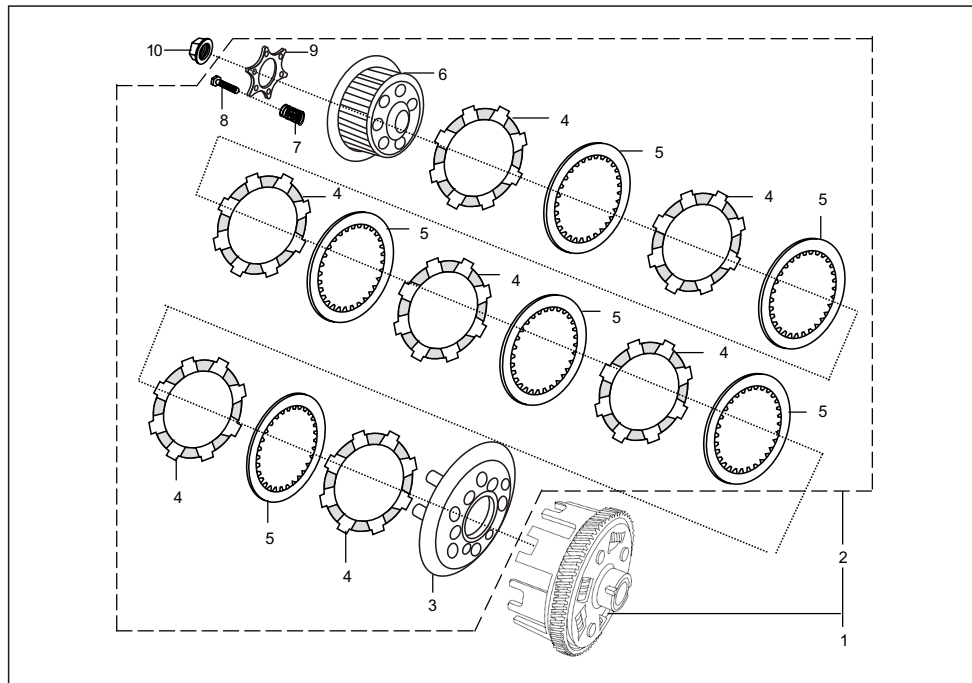
No.	Part No.	Description	Qty/Veh.			Remarks
			PET	CNG	LPG	
1	AN 1010 13	Cylinder head assly	1	1	1	
2	59 0500 01	Stud	2	2	2	For Cyl. head / Ext. tube
3	AN 1010 12	Head gasket	1	1	1	
4	28 1011 19	Cam shaft cover	1	1	1	
5	39 1264 21	'O' ring	1	1	1	
6	39 1871 05	Stud	2	2	2	For camshaft cover
7	39 0219 11	Plain washer	2	2	2	
8	39 1826 12	Spring washer	2	2	2	
9	AA 1016 89	Hex nut	2	2	2	W.e.f. 16.04.2011
10	13 1010 31	Cap	2	2	2	
11	LJ A000 03	'O' ring	2	2	2	
12	AA 1015 94	Insulator	1	1	1	For carburettor
13	39 1283 21	'O' ring	2	2	2	
14	DD 1015 21	Plain Washer	4	4	4	
15	LC F000 01	Domed cap nut	4	4	4	
16	AA 1015 77	Inlet manifold	1	1	--	
17	39 1674 04	Flange bolt	3	3	--	
18	39 1000 06	Hollow dowel	2	2	--	
19	28 1011 18	Bush (Cylinder head gasket)	1	1	--	



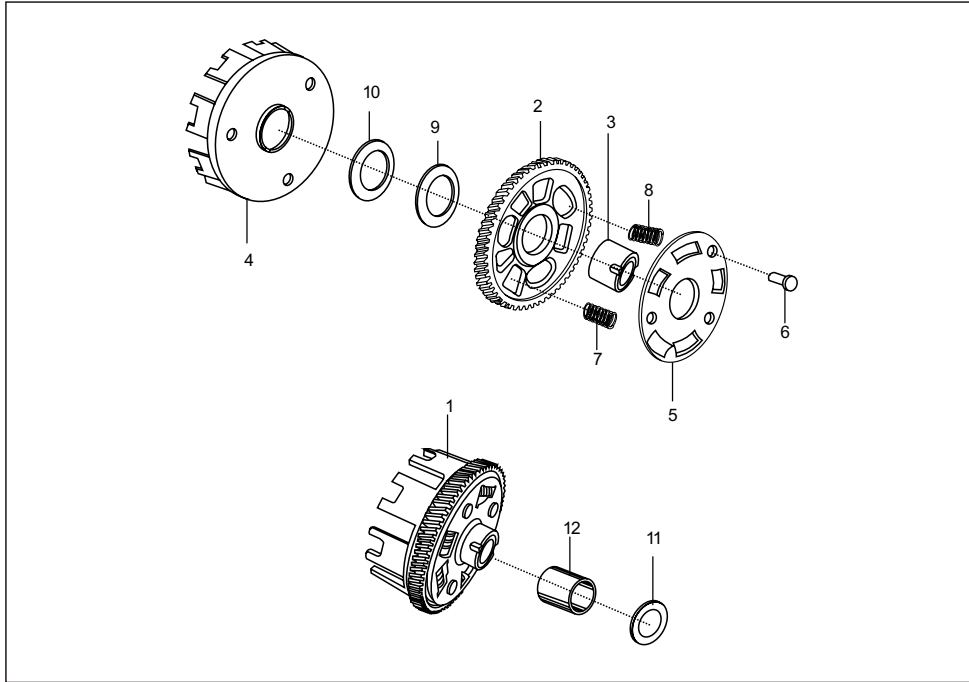
No.	Part No.	Description	Qty/Veh.			Remarks
			PET	CNG	LPG	
1	AN 1010 09	Valve Intake	1	1	1	
2	AN 1010 10	Valve exhaust	1	1	1	
3	39 1035 19	Oil Seal	2	2	2	
4	31 1010 22	Spring engine valve	2	2	2	
5	31 1010 19	Collet	4	4	4	
6	31 1010 18	Retainer valve spring	2	2	2	
7	28 1011 29	Seat spring	2	2	2	
8	31 1010 20	Rocker arm	2	2	2	
9	39 1024 01	Screw	2	2	2	
10	39 0973 15	Nut	2	2	2	
11	AA 1011 37	Rocker Arm shaft	1	1	2	For Intake
12	13 1010 24	Rocker Arm shaft	1	1	2	For exhaust
13	28 1010 57	Stopper	1	1	1	
14	39 0746 01	Screw pan cross	1	1	1	
15	28 1011 25	Valve guide	2	2	2	



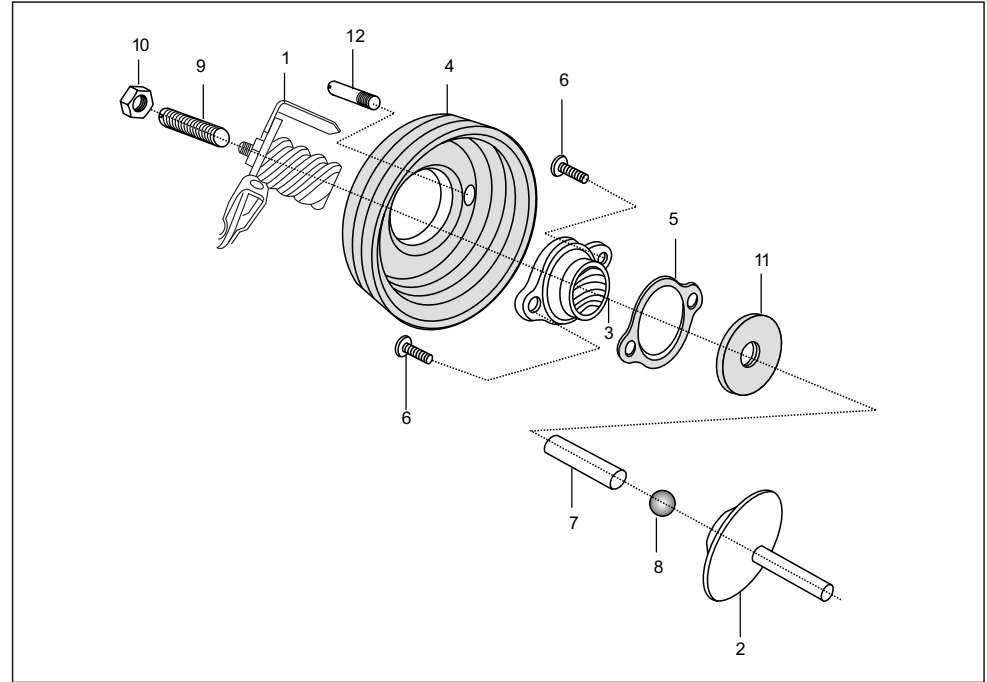
No.	Part No.	Description	Qty/Veh.			Remarks
			PET	CNG	LPG	
1	AA 1012 28	Camshaft assly	1	1	1	
2	28 1011 67	Sprocket camshaft	1	1	1	
3	39 1062 04	Flange bolt	2	2	2	
4	AA 1017 06	Guide chain	1	1	1	Non tensioner side
5	AA 1011 34	Guide chain	1	1	1	Tensioner side
6	AA 1011 35	Pin guide chain	1	1	1	
7	AA 1015 16	Tensioner assly	1	1	1	
8	AA 1015 31	Tension spring	1	1	1	
9	39 2040 21	'O' ring	1	1	1	
10	39 1674 04	Flange bolt	2	2	2	
11	AA 1015 69	Timing chain	1	1	1	
12	39 1724 20	Ball bearing	1	1	1	
13	39 0557 17	Circlip	1	1	1	
14	AA 1012 30	Decomp Assly	1	1	1	
	AA 1016 54	Decomp Assly	1	1	1	From Chs. no. UWD90236
15	AA 1016 22	Gasket	1	1	1	



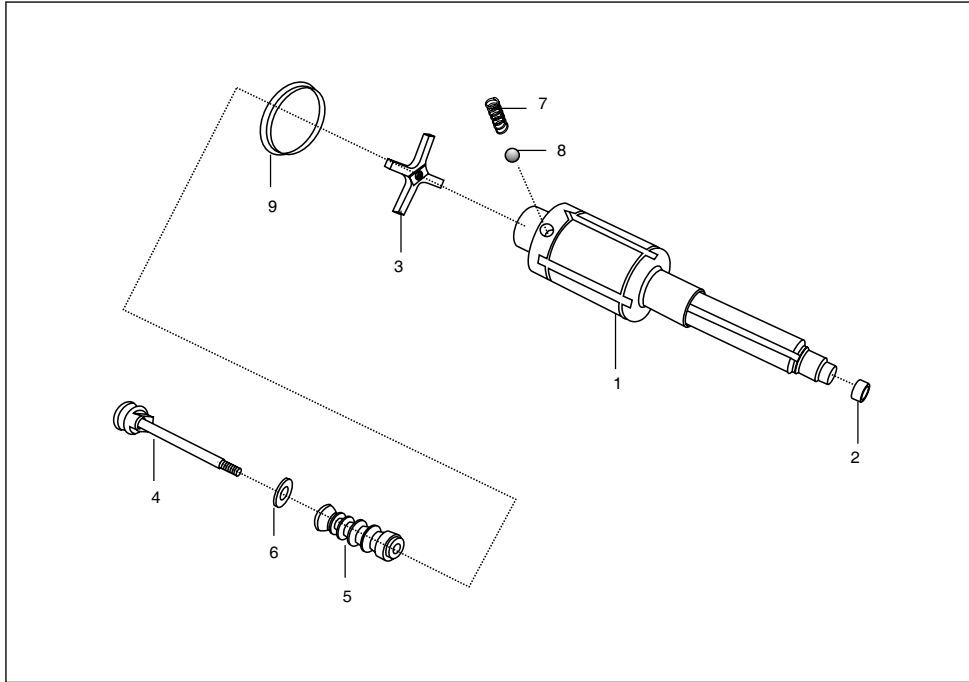
No.	Part No.	Description	Qty/Veh.			Remarks
			PET	CNG	LPG	
1	AA 1015 98	Clutch comp	1	--	1	
	AA 1015 93	Clutch comp	--	1	--	
2	AA 1014 70	Clutch plate assly	1	1	1	
3	AA 1014 71	Wheel clutch	1	1	1	
4	AA 1014 78	Plate friction	7	7	7	
5	AA 1014 72	Plate clutch	6	6	6	
6	AA 1014 73	Hub clutch	1	1	1	
7	AA 1013 64	Spring clutch	6	6	6	
8	39 0980 04	Hex bolt	6	6	6	
9	AA 1014 74	Holder clutch	1	1	1	
10	39 1938 15	Flange Nut	1	1	1	



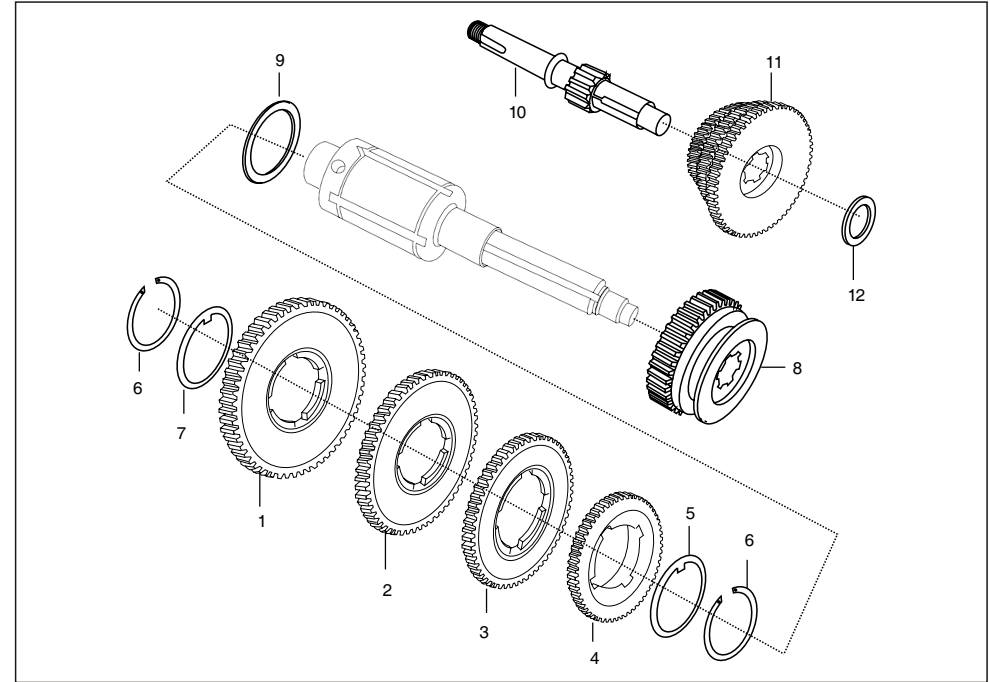
No.	Part No.	Description	Qty/Veh.			Remarks
			PET	CNG	LPG	
1	AA 1015 99	Clutch housing assly	1	--	1	
1A	AA 1015 92	Clutch housing assly	--	1	--	
2	AA 1016 01	Gear primary helical	1	1	1	
3	AA 1010 09	Bush gear primary	1	1	1	
4	AA 1012 07	Housing clutch	1	1	1	
5	AA 1011 42	Holder	1	1	1	
6	39 1033 09	Rivet	3	3	3	
7	AA 1014 00	Spring damper	3	3	3	
8	AA 1014 01	Spring damper	2	2	2	
9	31 1011 41	Spring (Beleville washer)	1	1	1	
10	39 1057 11	Plain washer	1	1	1	
11	39 2008 11	Plain washer	1	1	1	
12	AA 1012 13	Collar	1	1	1	



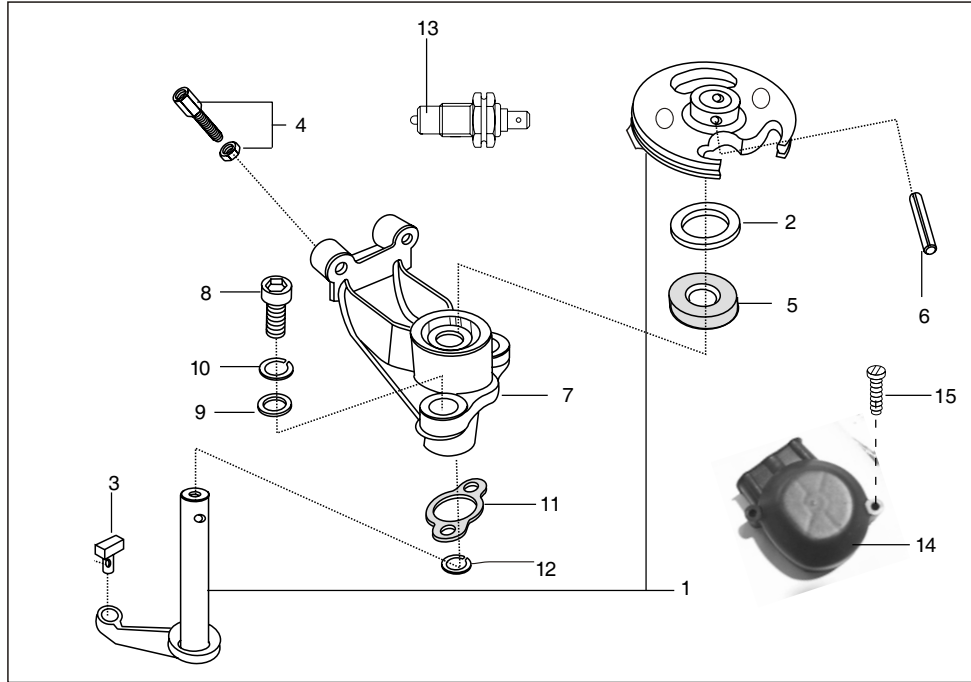
No.	Part No.	Description	Qty/Veh.			Remarks
			PET	CNG	LPG	
1	AA 1014 81	Inner clutch release assly.	1	1	1	
2	AA 1010 73	Rod push	1	1	1	
3	AA 1014 79	Release clutch outer	1	1	1	
4	AA 1014 84	Bellow	1	1	1	
5	AA 1014 91	Gasket release	1	1	1	
6	39 2038 04	Hex.socket head bolt	2	2	2	For mtg. release clutch outer
7	AA 1011 68	Dowel pin (Clutch release)	1	1	1	
8	30 1011 97	Ball steel	1	1	1	
9	39 1441 01	Screw set	1	1	1	
10	39 0292 15	Nut Hexagon M6 x 1	1	1	1	
11	39 1744 19	Oil seal	1	1	1	
12	AB 1011 00	Arrestor pin	1	1	1	



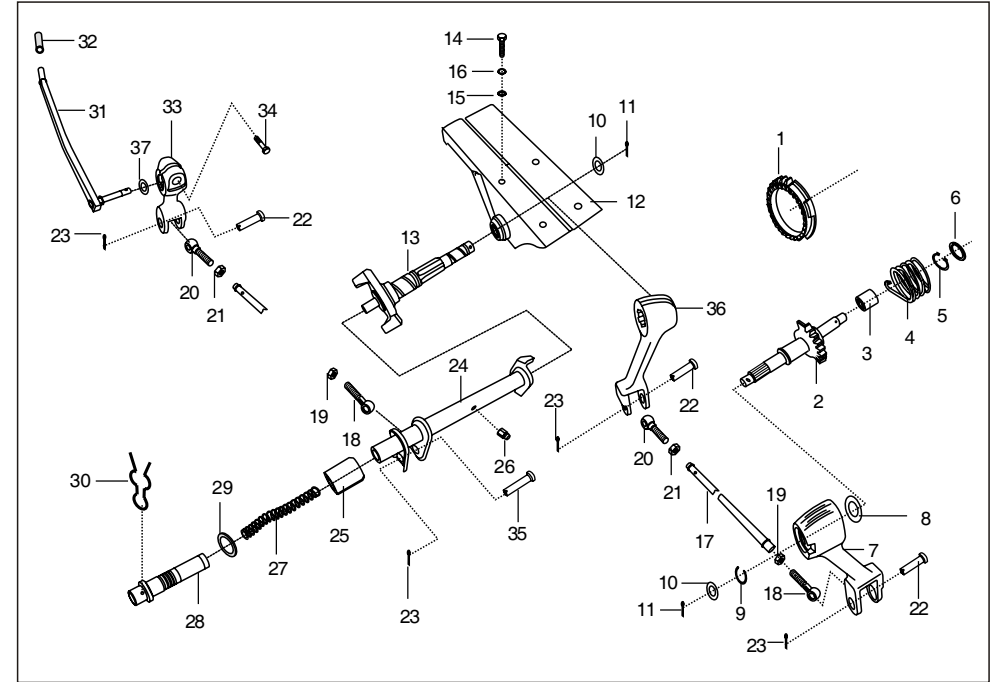
No.	Part No.	Description	Qty/Veh.			Remarks
			PET	CNG	LPG	
1	AA 1015 67	Main shaft	1	1	1	
2	AA 1012 95	Drive bush	1	1	1	
3	AB 1010 67	Cross	1	1	1	
4	AA 1010 54	Guide stem	1	1	1	
5	AA 1011 08	Gear selector	1	1	1	
6	39 0213 11	Plain washer	1	1	1	
7	28 1010 38	Spring	2	2	2	
8	01 1801 23	Steel ball	2	2	2	
9	AA 1010 61	Cup gear shifter	1	1	1	



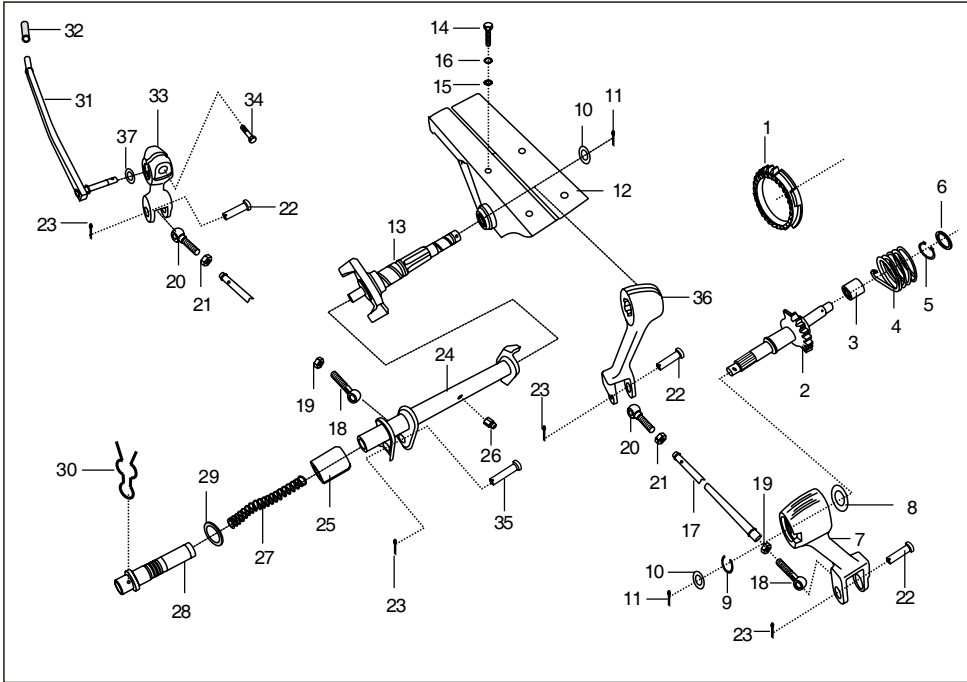
No.	Part No.	Description	Qty/Veh.			Remarks
			PET	CNG	LPG	
1	AA 1010 50	1st speed gear	1	1	1	
2	AA 1010 51	2nd speed gear	1	1	1	
3	AA 1010 52	3rd speed gear	1	1	1	
4	AA 1010 53	4th speed gear	1	1	1	
5	15 1011 71	Spacer ring	1	1	1	
6	21 1007 11	Circlip	2	2	2	
7	01 1007 11	Shoulder ring No. 1	1	1	1	
	01 1007 12	Shoulder ring No. 2	1	1	1	
	01 1007 13	Shoulder ring No. 3	1	1	1	Selective
	01 1007 14	Shoulder ring No. 4	1	1	1	
8	AA 1015 55	Reverse control gear	1	1	1	
9	AA 1010 55	Thrust washer	1	1	1	
10	AA 1013 92	Multiple gear shaft	1	1	1	
11	AA 1015 88	Multiple gear	1	1	1	
12	AA 1011 56	Thrust washer (M.G.Shaft)	1	1	1	



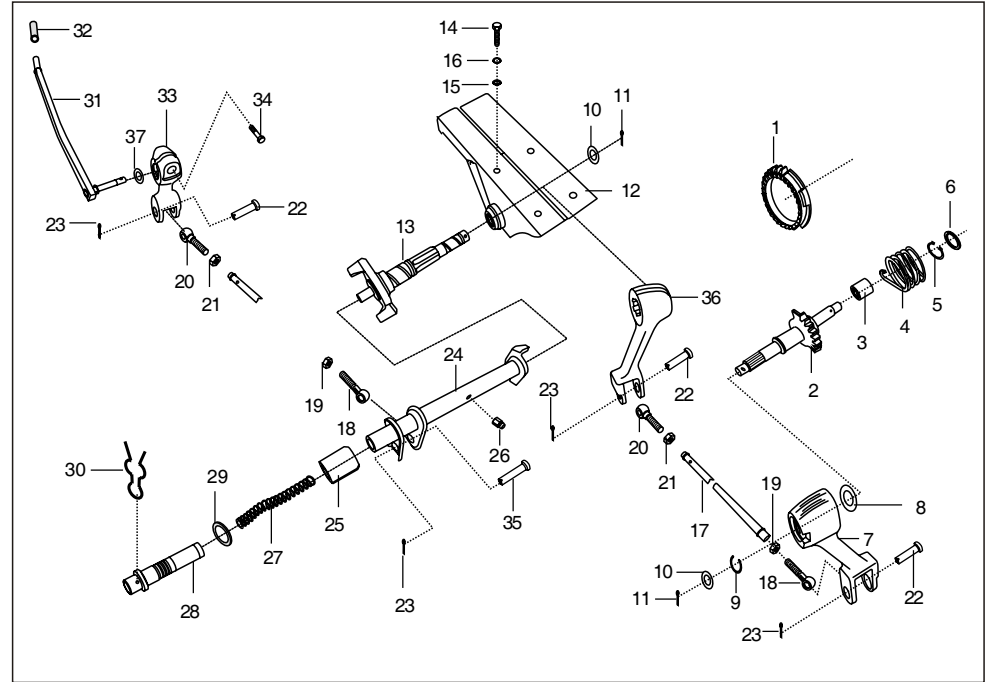
No.	Part No.	Description	Qty/Veh.			Remarks
			PET	CNG	LPG	
1	AA 1012 61	Sector with lever	1	1	1	
2	39 0550 11	Plain washer*	1	1	1	
3	BA 1321 41	Slider block	1	1	1	
4	05 1010 83	Adjuster with nut*	2	2	2	
5	39 1046 19	Seal oil	1	1	1	
6	39 0426 06	Spring type straight pin	1	1	1	
7	AA 1012 60	Flange (Gear shifter)	1	1	1	
8	39 1197 04	Bolt socket	2	2	2	
9	39 0219 11	Plain washer	2	2	2	
10	39 1826 12	Spring washer	2	2	2	
11	AA 1010 84	Gasket sector flange	1	1	1	
12	39 0804 11	Plain washer	2	2	2	
13	AA 2010 41	Switch neutral	1	1	1	
14	AA 1012 58	Cover (Gear shifter)	1	1	1	
15	KB UA05 30	Truss Screw	2	2	2	



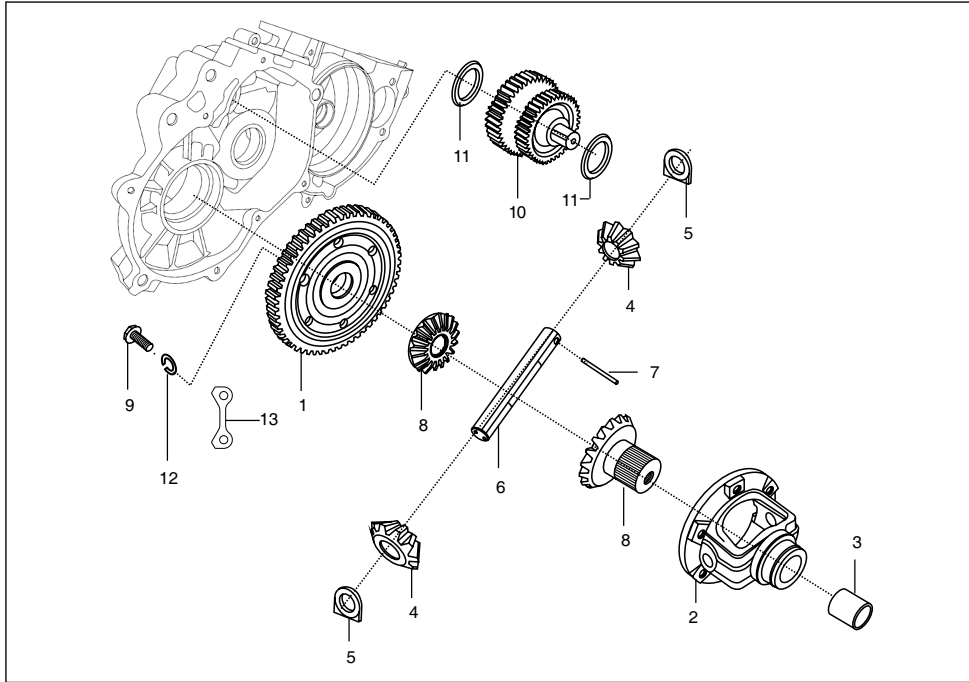
No.	Part No.	Description	Qty/Veh.			Remarks
			PET	CNG	LPG	
1	AA 1011 22	Starter gear	1	1	1	
2	AA 1012 86	Sector gear assly.	1	1	1	
3	AA 1012 15	Guide spring	1	1	1	
4	AA 1012 09	Torsional spring	1	1	1	
5	30 1010 53	Circlip	1	1	1	
6	AA 1011 56	Thrust washer	1	1	1	
7	AA 1012 88	Lever engine side (H. S.)	1	1	1	
8	39 1582 11	Plain washer	1	1	1	
9	39 2176 17	Wire circlip	1	1	1	
10	39 0240 11	Plain washer	2	2	2	
11	39 0799 08	Pin cotter	2	2	2	
12	AA 1012 97	Support assly.comp. (H.S.)	1	1	1	
13	AA 1012 89	Spindle assly.	1	1	1	
14	39 0435 01	Screw hex.head	4	4	4	
15	39 1211 11	Washer Plain	4	4	4	



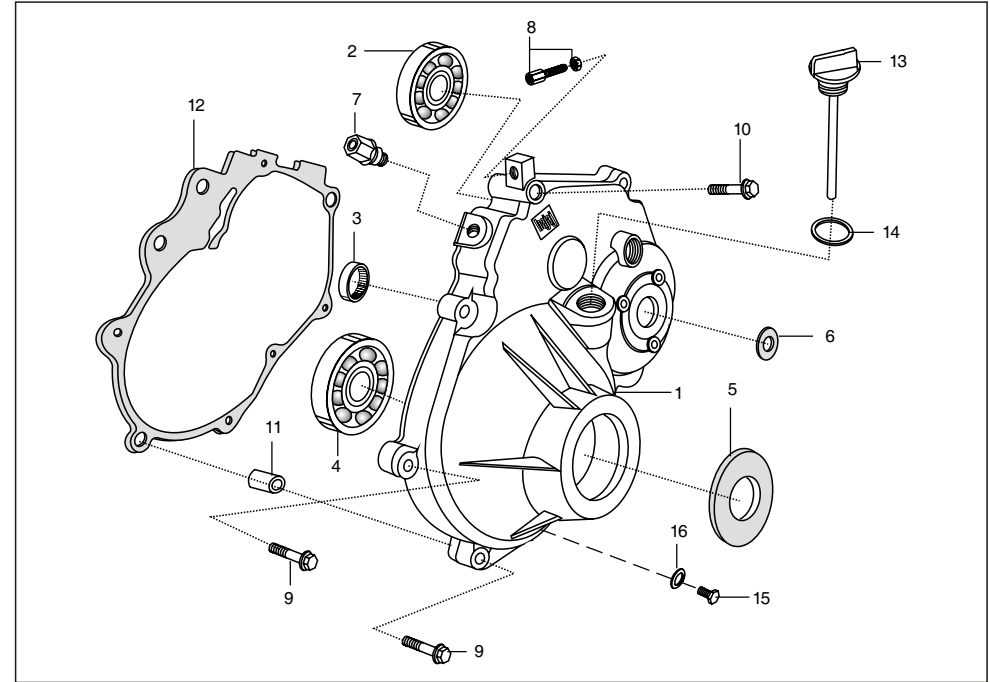
No.	Part No.	Description	Qty/Veh.			Remarks
			PET	CNG	LPG	
16	39 1828 12	Spring washer	4	4	4	
17	AA 1015 71	Connecting tube - I	1	1	1	
18	24 1014 17	Eye bolt / bush assly. LH	2	2	2	
19	24 1014 19	Hex.nut LH thread	2	2	2	
20	24 1016 16	Connector	1	1	1	
21	39 0296 15	Hex. nut	2	2	2	
22	24 1014 22	Pin	3	3	3	
23	39 0146 08	Split pin	4	4	4	
24	AA 1012 91	Starting tube assly.	1	1	1	
25	22 1014 23	Plug	1	1	1	
26	23 1613 05	Grease nipple	1	1	1	
27	21 1014 27	Spring	1	1	1	
28	AA 1012 77	Pin for lever support	1	1	1	
29	03 1801 16	'O' ring	1	1	1	
30	21 1014 29	Spring clip	1	1	1	



No.	Part No.	Description	Qty/Veh.			Remarks
			PET	CNG	LPG	
31	24 1011 77	Starting handle/pin	1	1	1	
32	22 1011 15	Starting handle grip	1	1	1	
33	AA 1013 29	Lever driver side	1	1	1	
34	39 1389 04	'D' bolt	1	1	1	
35	24 1014 21	Pin	1	1	1	
36	AA 1013 30	Lever	1	1	1	
37	24 1014 14	Washer	1	1	1	
38	24 1613 19	Cap eye bolt Connecting tube	1	1	1	N.I. Upto 13-10-2010
39	24 1015 72	Nylon bush	1	1	1	
39A	24 1017 20	Bush Collar Type	1	1	1	From 14-10-2010



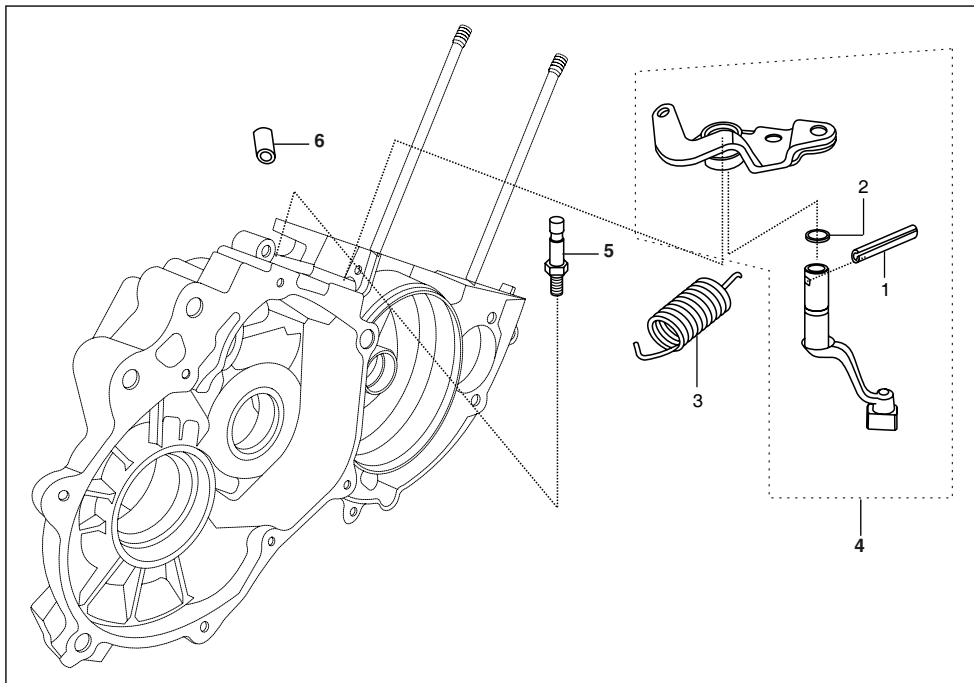
No.	Part No.	Description	Qty/Veh.			Remarks
			PET	CNG	LPG	
1	AA 1310 02	Differential gear	1	1	1	
2	AA 1310 33	Satellite gear Hsg. assly	1	1	1	
3	24 1301 11	Bush bevel gear housing	1	1	1	
4	22 1310 18	Satellite gear	2	2	2	
5	22 1310 14	Spacer	2	2	2	
6	24 1310 32	Bevel gear pin	1	1	1	
7	24 1301 13	Pin	1	1	1	
8	24 1310 69	Bevel gear Sat gear hsg. side	1	1	1	
	24 1310 70	Bevel gear Diff. gear side	1	1	1	
9	39 0435 01	Screw hexagon head	6	6	6	
10	AA 1010 57	Idler gear	1	1	1	
11	AA 1010 58	Thrust washer (Idler gear)	2	2	2	
12	39 0265 12	Spring washer	6	6	6	
13	22 1703 45	Lock plate	3	3	3	



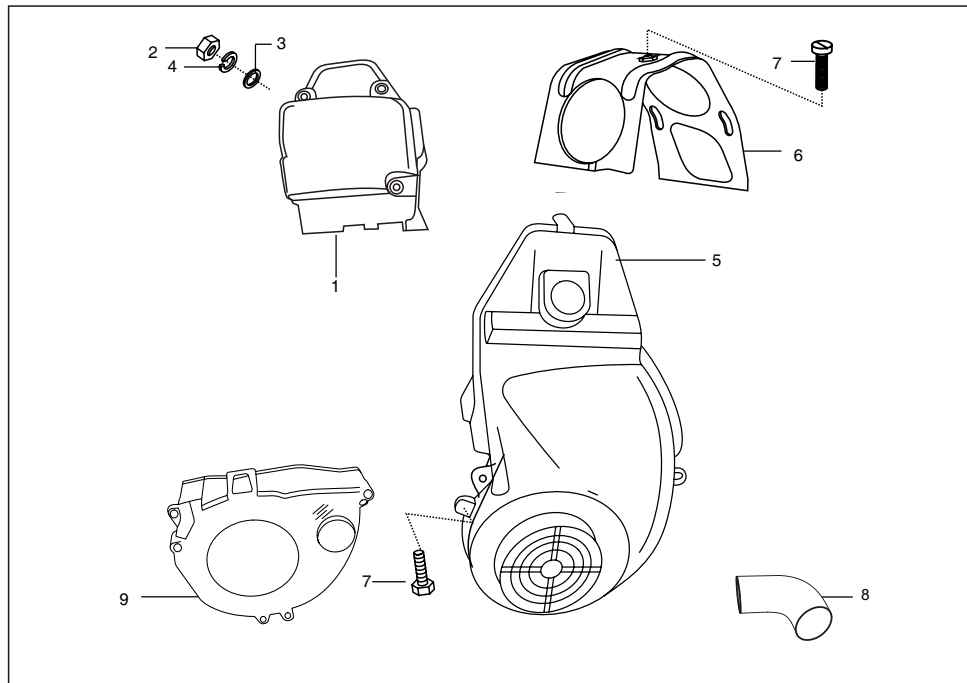
No.	Part No.	Description	Qty/Veh.			Remarks
			PET	CNG	LPG	
1	AA 1016 14	Differential cover	1	1	1	
2	30 1510 39	Bearing ball	1	1	1	
3	39 1435 20	Needle roller bearing	1	1	1	
4	24 1301 05	Ball bearing	1	1	1	
5	39 1870 19	Oil seal	1	1	1	
	BF 5516 13	Oil seal	1	1	1	** from Mar 2012
6	39 1869 19	Oil seal	1	1	1	
7	05 1010 51	Breather assly	1	1	1	
8	05 1510 12	Adjuster with nut	1	1	1	
9	LA D000 35	Bolt Flange M6x1 40L Pre Coated	7	7	7	
10	LA J000 01	Bolt flanged	1	1	1	
11	39 1000 06	Hollow dowel pin	2	2	2	
12	AA 1310 49	Gasket - Differential cover	1	1	1	
13	AA 1310 17	Dipstick - Differential	1	1	1	
14	39 1537 21	'O' ring	1	1		
15	28 1011 41	Oil plug	1	1	1	
16	39 1796 11	Washer oil plug	1	1	1	

Note: ** To solve Oil leakage and Propeller shaft falling off issues, the flanges, propeller shaft, oil seal modified w.e.f, March 2012

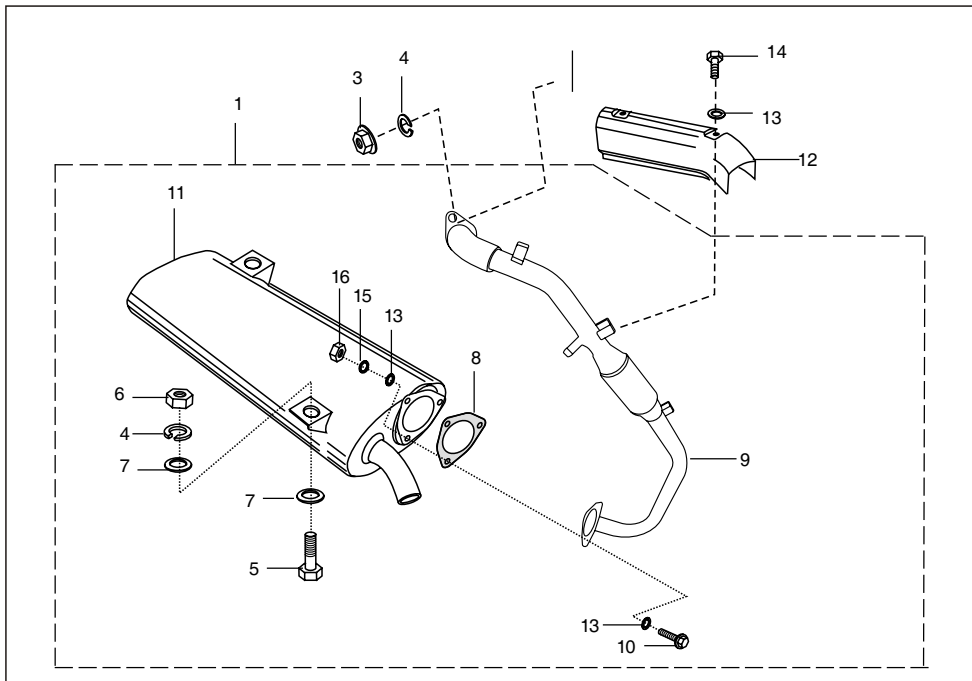
Differential oil seal, Engine flanges, Wheel flanges, Rubber buffer and Propeller shaft changes have to be done together due to matching of oil seal ID & engine end flange OD.



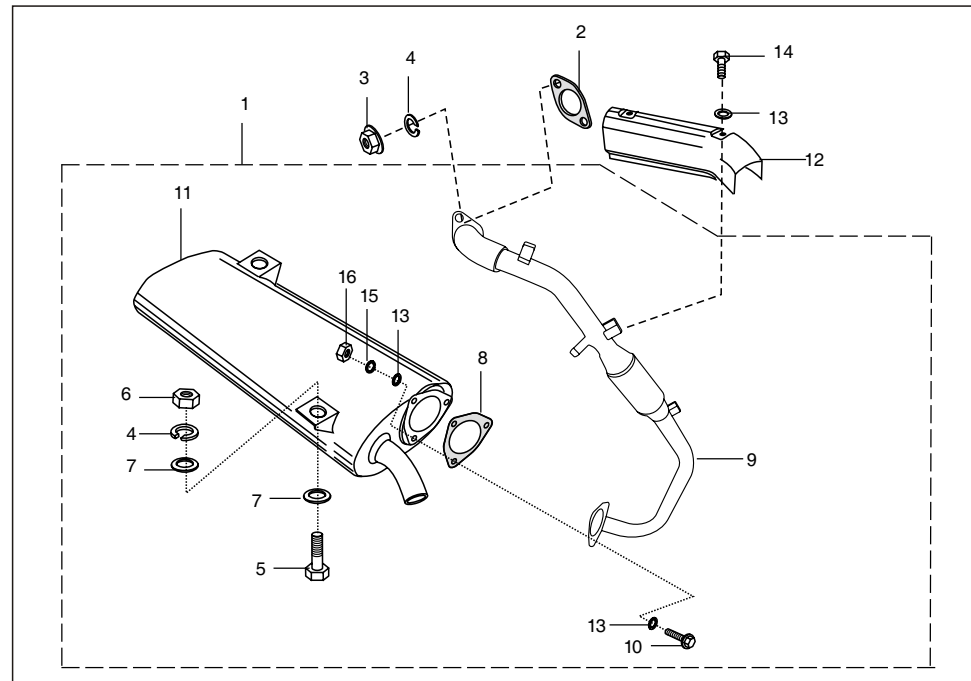
No.	Part No.	Description	Qty/Veh.			Remarks
			PET	CNG	LPG	
1	39 0426 06	Spring type straight pin	1	1	1	
2	AN 1310 39	Seal rubber	1	1	1	
3	AN 1310 33	Tension spring	1	1	1	
4	AN 1310 32	Sect. Comp. Rev. Control	1	1	1	
5	AA 1012 12	Pin for tension spring	1	1	1	
6	AA 1015 70	Bush sintered	1	1	1	



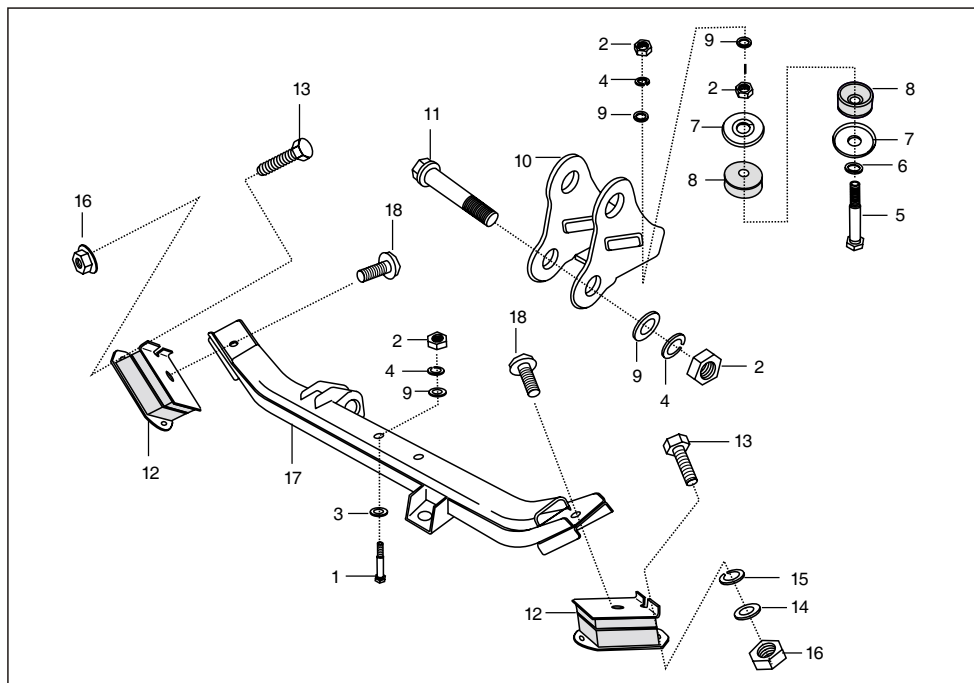
No.	Part No.	Description	Qty/Veh.			Remarks
			PET	CNG	LPG	
1	AA 1011 50	Cowling clutch side	1	1	1	
	AA 1016 86	Cowling clutch side (carb. with Stud)	1	1	1	w.e.f 16.04.2011
2	39 0834 15	Hex. nut	2	2	2	
3	39 0219 11	Plain washer	2	2	2	
4	39 1826 12	Spring washer	2	2	2	
5	AA 1013 85	Fan cover complete	1	1	1	
	AA 1016 68	Fan cover complete	1	1	1	w.e.f 16.04.2011
6	AA 1012 62	Central cover	1	1	1	For Decompression Mech.
7	39 0747 01	Bolt	7	7	7	
8	AA 1013 22	Elbow for fan cover	1	1	1	
9	AA 1015 12	Internal cowling comp.	1	1	1	



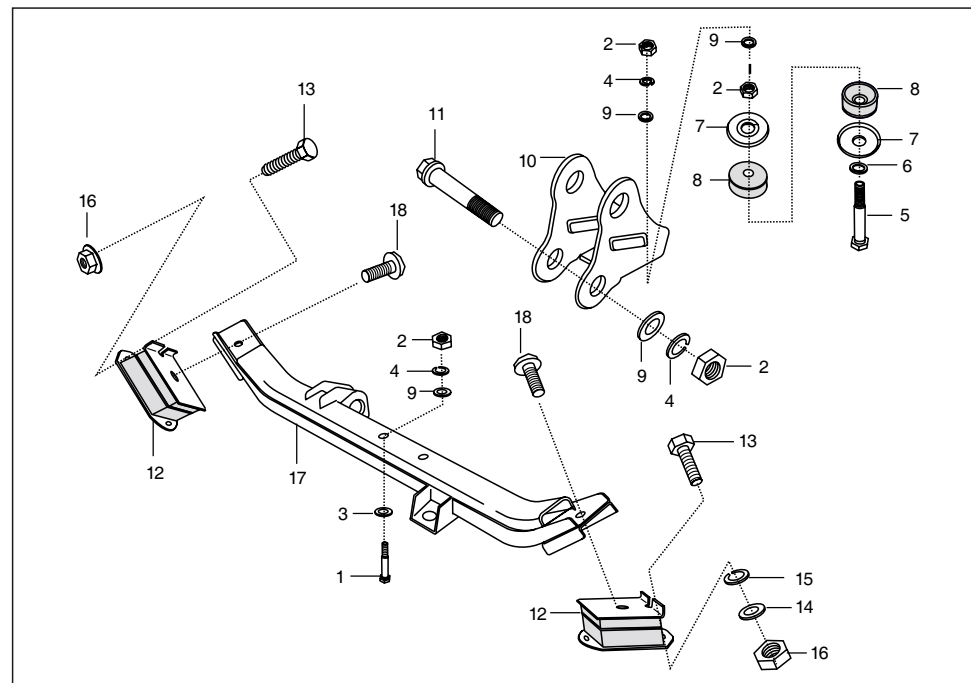
No.	Part No.	Description	Qty/Veh.			Remarks
			PET	CNG	LPG	
1	AA 1015 78	Silencer assly. comp	1	1	1	Non Cat
	AA 1016 33	Silencer assly. comp	1	1	1	
2	13 1011 65	Gasket	1	1	1	
3	39 0798 15	Nut flanged	2	2	2	
4	39 1829 12	Spring washer	2	2	2	
5	39 0080 04	Hexagon head bolt	1	1	1	
6	39 0296 15	Nut Hexagon M 10	2	2	2	
7	39 0201 11	Plain washer	4	4	4	
8	AA 1012 83	Gasket	2	2	2	
9	AA 1015 79	Exhaust tube assly.	1	1	1	
10	JA 5612 11	Flange Bolt M6 x 1 x 22L	3	3	3	



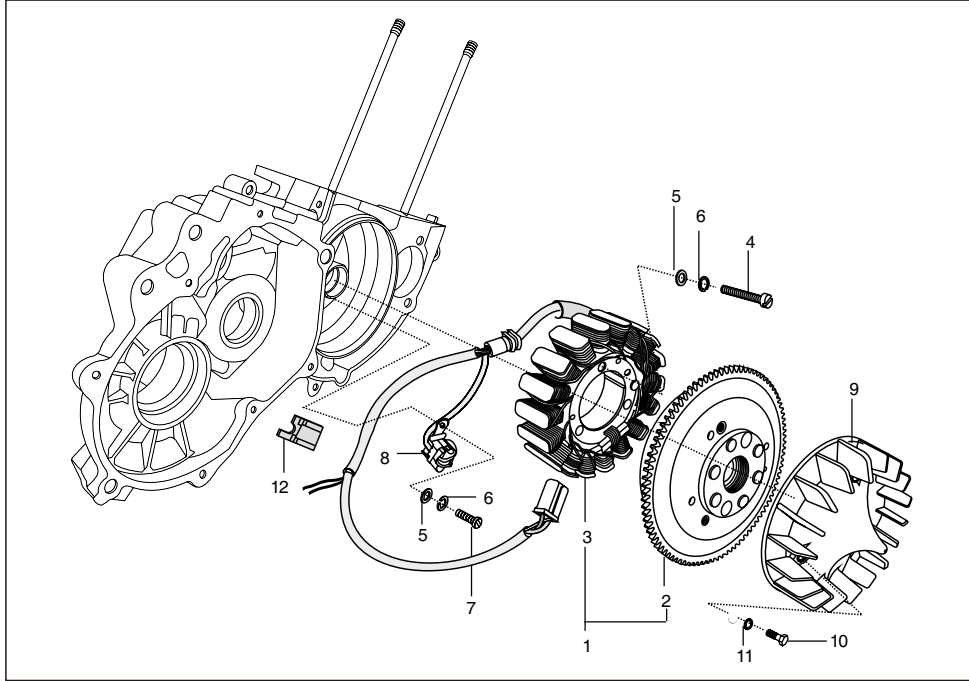
No.	Part No.	Description	Qty/Veh.			Remarks
			PET	CNG	LPG	
11	AA 1016 05	Muffler assly.comp.	1	1	1	
12	AA 1015 85	Silencer shield comp.	1	1	1	
13	39 0711 11	Plain washer	8	8	8	
14	39 0897 04	Bolt	2	2	2	
15	39 1826 12	Spring washer	3	3	3	
16	39 0834 15	Hex.nut	3	3	3	



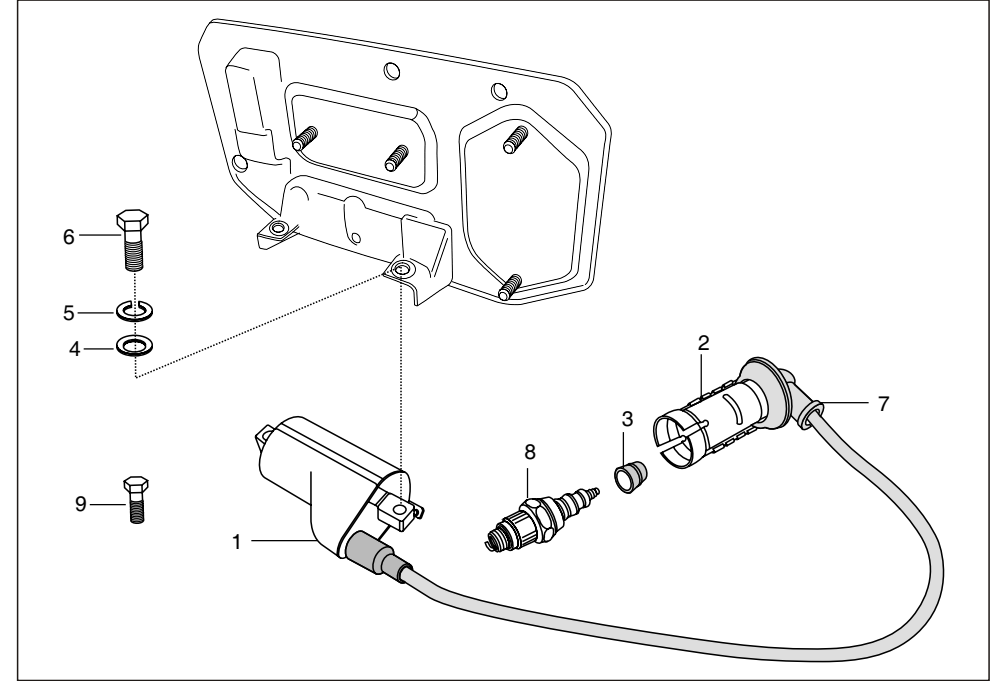
No.	Part No.	Description	Qty/Veh.			Remarks
			PET	CNG	LPG	
1	39 2393 04	Hexagon bolt	2	2	2	
2	39 0296 15	Hex nut	6	6	6	
3	39 0201 11	Plain wahser	2	2	2	
4	39 1829 12	Spring washer	2	2	2	
5	24 1610 03	Hex bolt	1	1	1	
6	39 0251 11	Plain washer	1	1	1	
7	21 1604 17	Reinforcement plate	2	2	2	
8	24 1609 24	Rubber plug	2	2	2	
9	39 0248 11	Plain washer	6	6	6	
10	AA 1011 94	Bracket front mounting	1	1	1	
11	39 2130 04	Bolt Hex. Head M10 x 1.5	2	2	2	
12	BA 1021 60	Rubber isolator (GB)	2	2	2	
13	39 1079 01	Hex screw	4	4	4	For rubber isolator
14	39 0198 11	Plain Washer	4	4	4	
15	39 0732 12	Spring Washer	4	4	4	



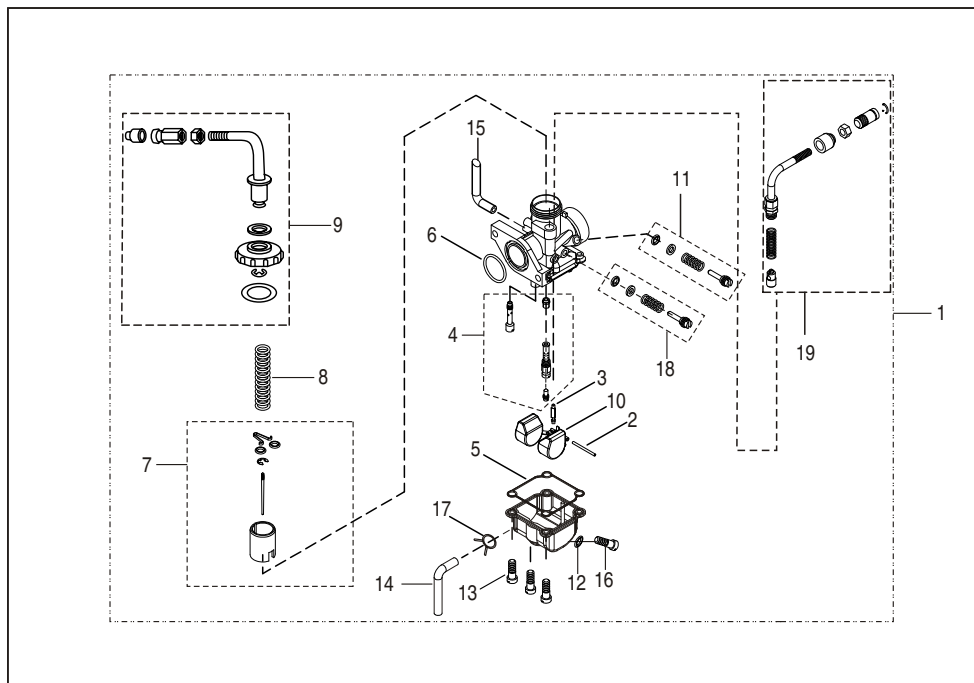
No.	Part No.	Description	Qty/Veh.			Remarks
			PET	CNG	LPG	
16	39 0834 15	Flange nut	4	4	4	For rubber isolator
17	AA 1610 73	Engine mounting member rear	1	1	1	
18	39 1558 04	Flange Bolt	2	2	2	For engine mtg. member



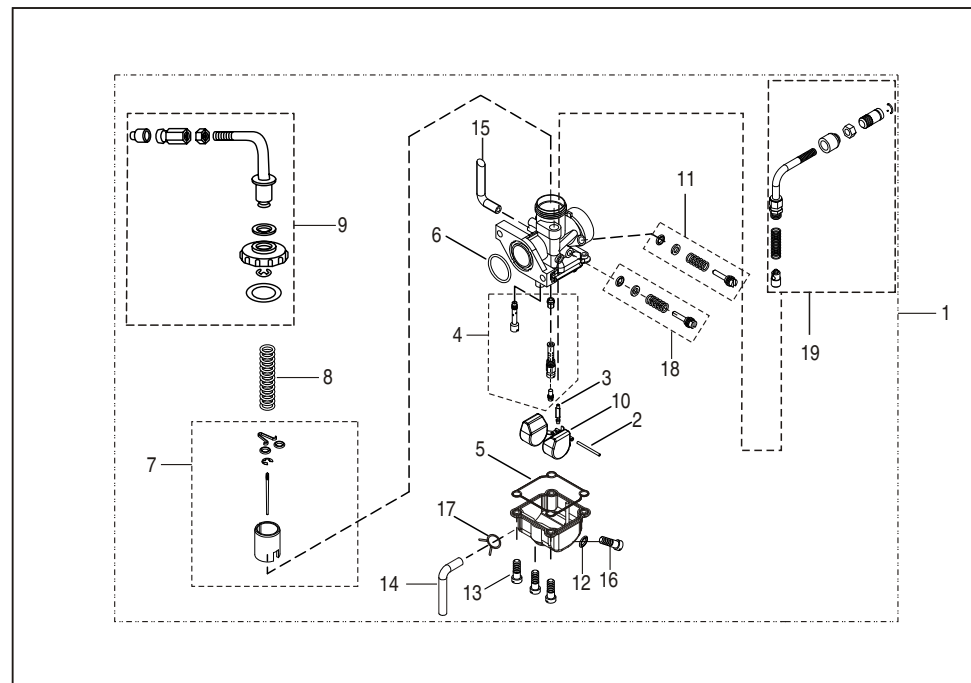
No.	Part No.	Description	Qty/Veh.			Remarks
			PET	VNG	LPG	
1	AZ 3510 00	Magneto assly	1	1	1	
2	AZ 3510 01	Rotor assly	1	1	1	
3	AZ 3510 02	Stator assly	1	1	1	
4	01 1103 67	Screw	3	3	3	Stator Mounting
5	39 0197 11	Plain Washer	5	5	5	Stator plate & pulser coil mtg.
6	39 0790 12	Spring Washer	5	5	1	Stator plate & pulser coil mtg.
7	39 0761 01	Screw pan cross	2	2	2	Pulser coil mounting.
8	AA 1110 52	Pulser coil assly.	1	1	1	
9	AA 1013 84	Fan	1	1	1	
10	39 1075 04	Bolt Flange small	3	3	3	
11	39 1826 12	Spring washer	3	3	3	
12	AA 1012 20	Grommet for pickup	1	1	1	



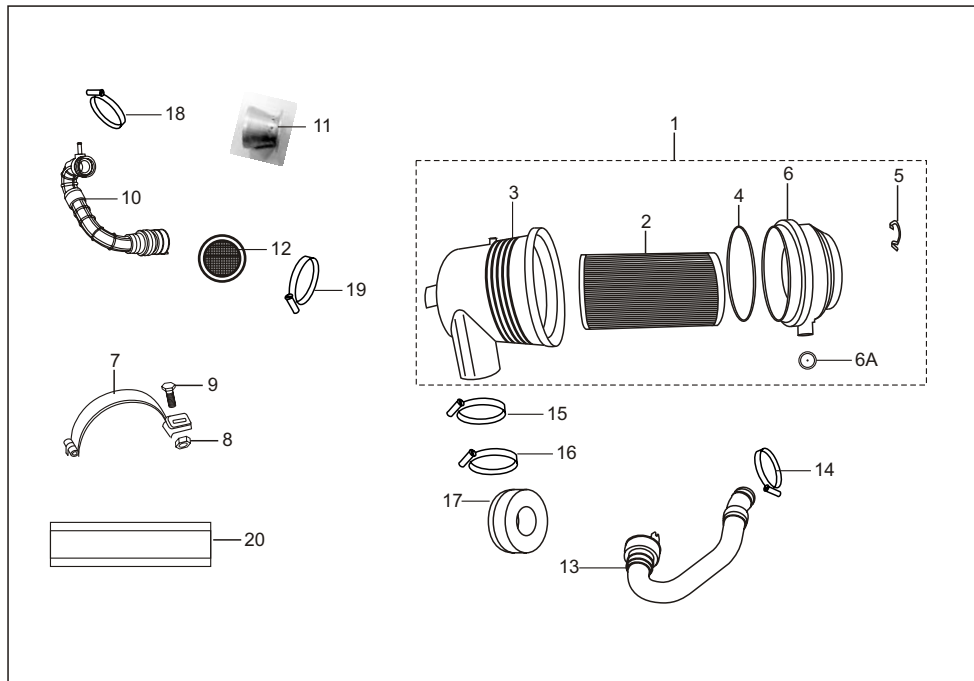
No.	Part No.	Description	Qty/Veh.			Remarks
			PET	CNG	LPG	
1	AF 1110 10	H. T. Coil assly	1	-	--	
	AF 1110 12	H. T. Coil assly C-Core	--	1	1	
2	AA 1110 74	Spark plug cap	1	1	1	with 1k resistive
3	AA 1110 76	Grommet spark plug cap	1	1	1	
4	39 0197 11	Plain washer	1	1	1	
5	39 0790 12	Spring Washer	1	1	1	
6	39 0408 04	Bolt	2	2	2	
7	AA 1110 77	Cap (H.T.Cable)	1	1	1	
8	AA 1110 58	Spark plug	1	1	1	
9	39 0897 04	Bolt hex head	1	1	1	For H.T.Coil earthing



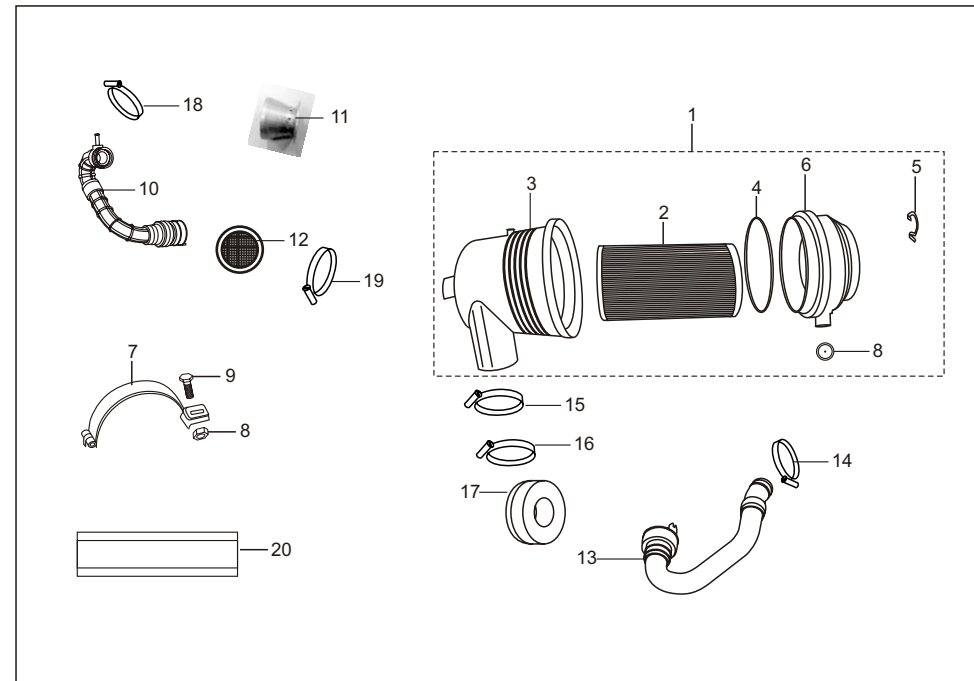
No.	Part No.	Description	Qty/Veh.			Remarks	
			PET	CNG	LPG		
1	AA 1211 42	Carburetor comp.	1	--	--	Flange type	
	AF 1214 22	Carburetor comp.	--	1	--	Flange type	
	AM 1211 12	Carburetor comp.	--	--	1	Flange type	
2	24 1210 69	Pin float	1	1	1		
	3	JA 5812 21	Needle valve assly.	1	1	1	
	4	36 AA40 13	Jet kit	1	--	--	
36 AF00 16		Jet kit	--	1	--		
36 AF00 10		Jet kit	--	--	1		
5	24 1213 61	Float Body Seal	1	1	1		
6	LJ A000 03	'O' ring	1	1	1		
7	36 AA40 12	Piston valve assly. kit	1	--	--		
	36 AF00 17	Piston valve assly. kit	--	1	--		
	36 AF00 12	Piston valve assly. kit	--	--	1		
8	AF 1214 49	Spring throttle valve	1	1	1		
9	AF 1214 47	Mixing Cap assly. kit	1	1	1		
10	AF 1214 45	Float	1	1	1		



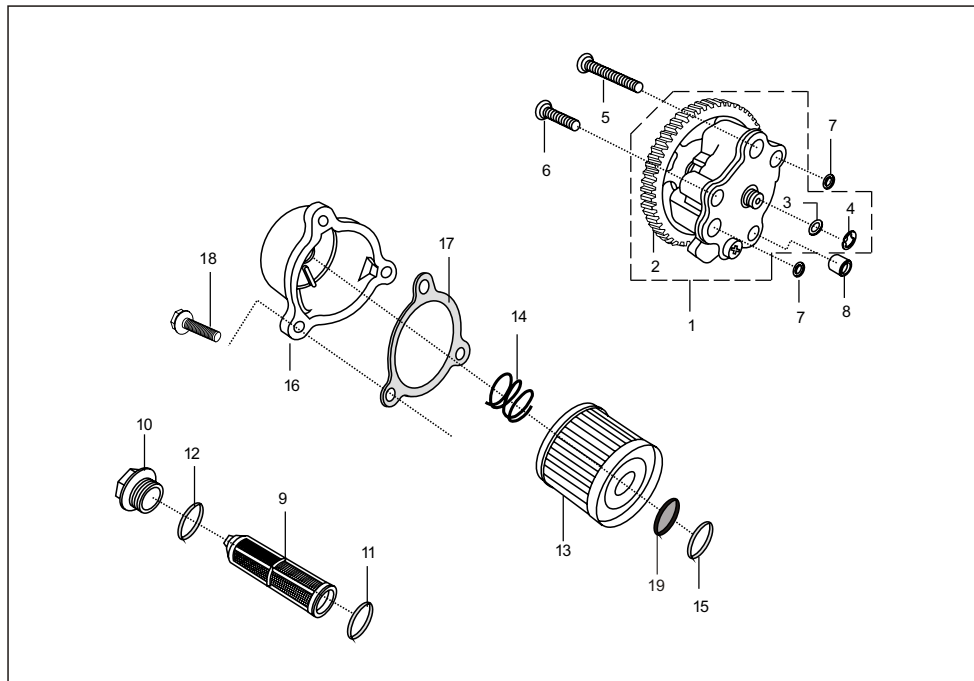
No.	Part No.	Description	Qty/Veh.			Remarks
			PET	CNG	LPG	
11	36 AF00 08	Idling adjuster kit	1	1	1	
12	DH 1211 18	'O' ring	1	1	1	
13	CB 1210 46	Screw	3	3	3	
14	DZ 1210 48	Hose Drain	1	1	1	
15	AA 1211 37	Vent Hose	1	1	1	
16	JA 5813 14	Drain Screw	1	1	1	
17	AA 1410 46	Clip hose	1	1	1	
18	36 AF00 09	Air screw kit	1	1	1	
19	36 AF00 13	Plunger assly kit	1	1	1	
20	36 AF00 14	'O' ring Kit	1	1	1	N.I.
21	36 AF00 15	Float Body Assly Kit	1	1	1	(Sr. no. 10,12,13,16)



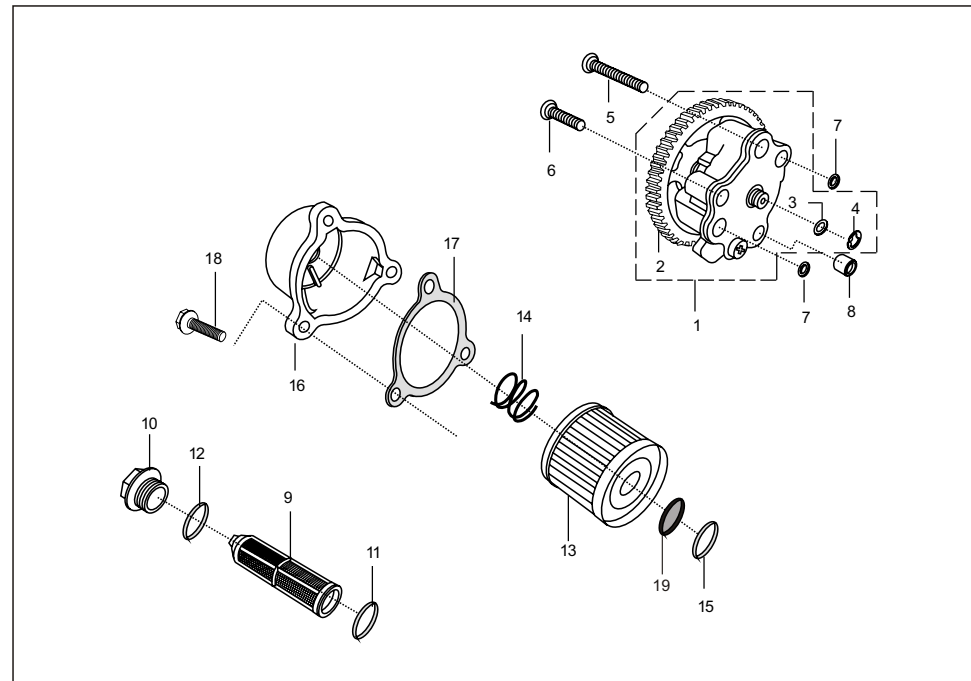
No.	Part No.	Description	Qty/Veh.			Remarks
			PET	CNG	LPG	
1	AA 1211 26	Air filter assly	1	1	1	(for MAHALE)
	AA 1211 51	Air filter assly	1	1	1	(for MNR)
2	AL 1210 62	Element air filter	1	1	1	(for MAHALE)
	AA 1211 50	Element air filter	1	1	1	(for MNR)
3	AL 1210 71	Housing air filter	1	1	1	
4	AL 1210 68	Seal ring flat	1	1	1	
5	AL 1210 69	Clamp flat	1	1	1	
6	AL 1210 70	Cover air filter	1	1	1	
6A	BB 1210 29	Flap Air Intake	1	1	1	
7	AA 2311 42	Clamp air filter	1	1	1	
8	39 2295 15	Nut flanged	1	1	1	
9	39 0062 04	Screw M6	1	1	1	
10	AA 1211 28	Assly. integral duct comp.	1	--	--	
	AF 1214 18	Assly. integral duct comp.	--	1	--	
	AM 1211 14	Assly. integral duct comp.	--	--	1	
11	AN 1210 56	Mixture tube	--	1	--	
	AM 1210 77	Mixture tube	--	--	1	
12	AZ 5810 09	Arrester back fire	1	1	1	



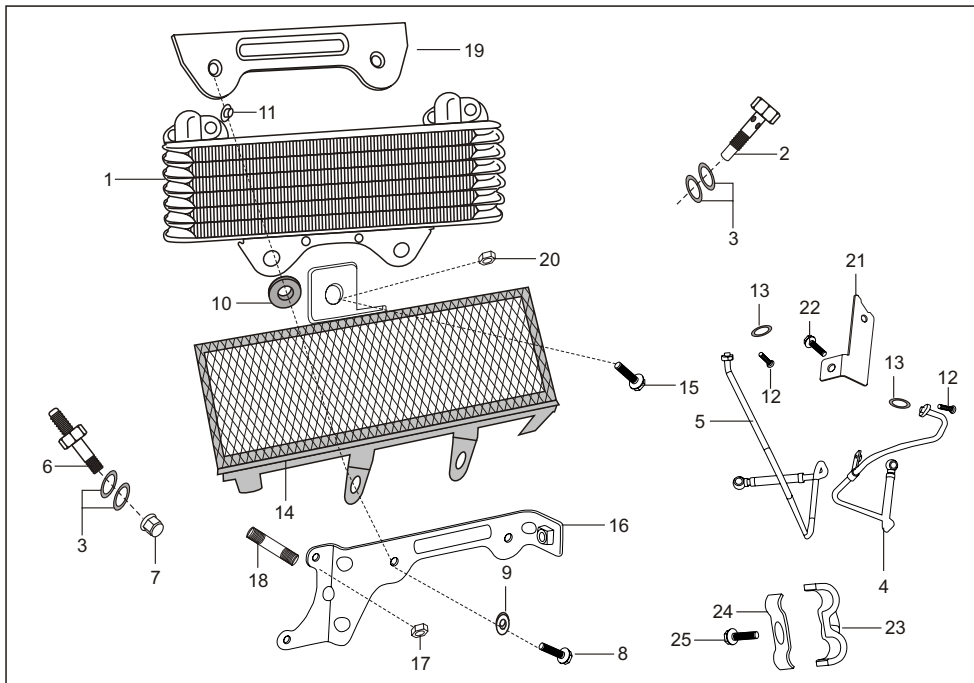
No.	Part No.	Description	Qty/Veh.			Remarks
			PET	CNG	LPG	
13	AA 1211 27	Hose Assly Integral	1	--	--	
	AF 1214 20	Assly. comp. hose intake	--	1	--	
	AM 1211 15	Assly. comp. hose intake	--	--	1	
14	JA 5814 07	Clamp	1	1	1	
15	31 1210 41	Clamp	1	1	1	
16	AA 1210 71	Clamp	1	1	1	
17	AF 1214 24	Controller	1	--	--	
	AF 1214 80	Controller	--	1	--	
	AM 1211 23	Controller	--	--	1	
18	BA 1220 62	Clamp	1	1	1	
19	AB 1210 17	Clamp	1	1	1	
20	AA 2311 54	Cushion for A/F Mounting	1	1	1	



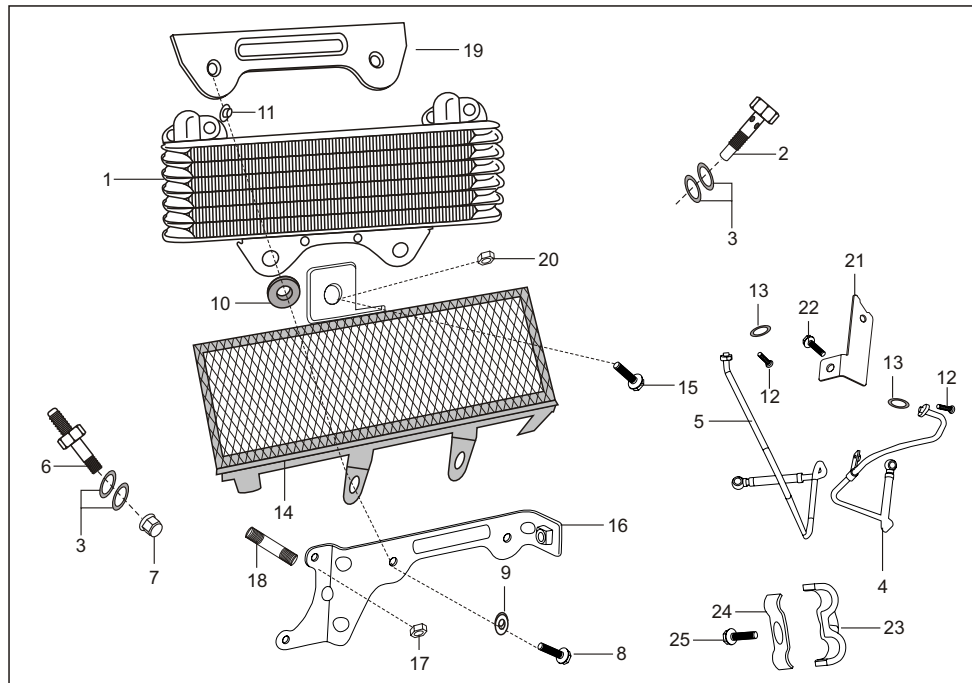
No.	Part No.	Description	Qty/Veh.			Remarks
			PET	CNG	LPG	
1	AA 1210 60	Pump assly oil	1	1	1	
2	AA 1014 24	Gear oil pump	1	1	1	
3	39 1575 11	Plain washer	1	1	1	
4	39 0855 17	Circlip	1	1	1	
5	39 1075 04	Flange bolt	1	1	1	
6	39 1674 04	Flange bolt	2	2	2	
7	39 1013 21	'O' ring	2	2	2	
8	39 0999 06	Hollow dowel pin	1	1	1	
9	AA 1011 54	Strainer Oil	1	1	1	
10	28 1010 22	Cap strainer	1	1	1	
11	59 2100 22	'O' ring, Strainer	1	1	1	
12	39 1657 21	'O' ring, Cap	1	1	1	
13	AA 1210 06	Oil filter assembly	1	1	1	
14	AN 1210 81	Spring oil filter	1	1	1	
15	39 1657 21	'O' ring , Oil filter	1	1	1	



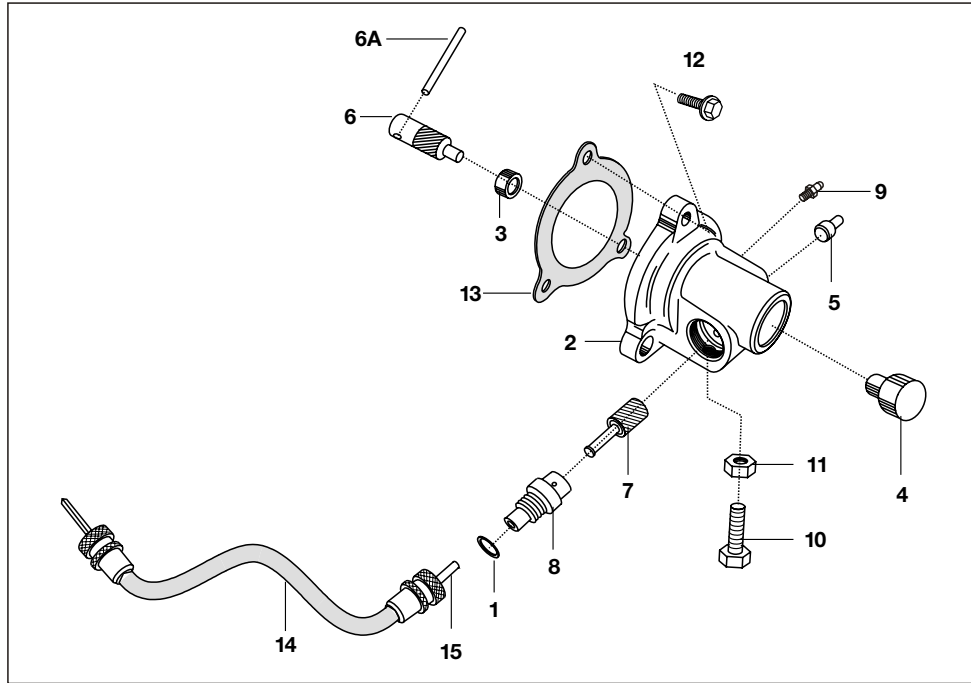
No.	Part No.	Description	Qty/Veh.			Remarks
			PET	CNG	LPG	
16	AF 1214 65	Oil filter cover	1	1	1	
17	AA 1210 10	Gasket, Oil filter	1	1	1	
18	39 1673 04	Flange bolt	3	3	3	
19	AN 1210 82	Rubber seal oil filter	1	1	1	



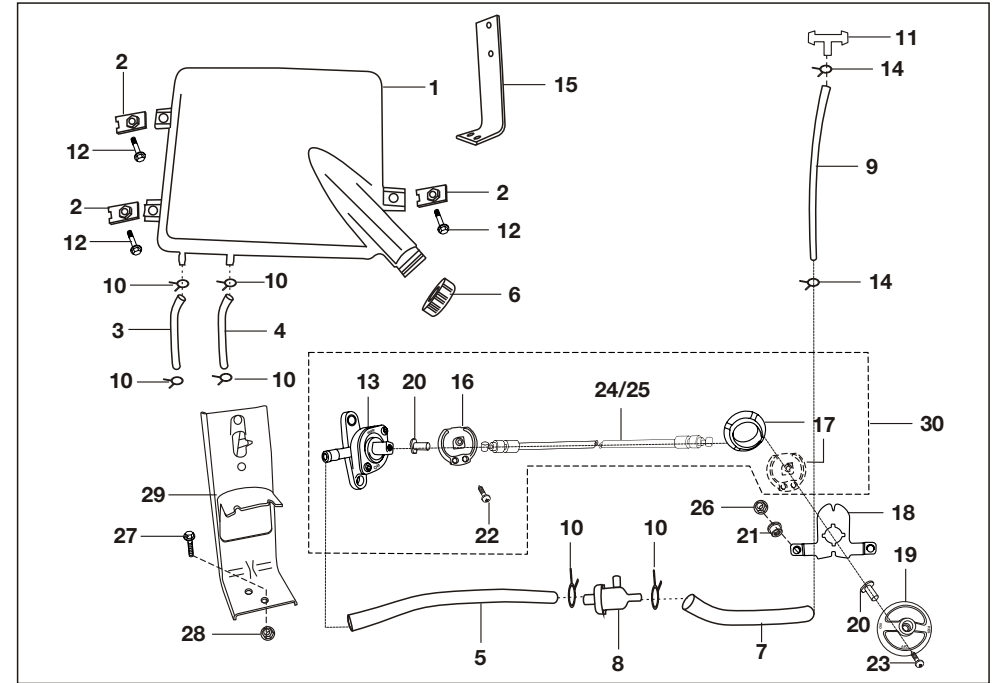
No.	Part No.	Description	Qty/Veh.			Remarks
			PET	CNG	LPG	
1	AA 1211 35	Oil cooler	1	1	1	
2	AT 6012 03	Connector oil filter cover	1	1	1	
3	DK 1012 37	Washer copper	4	4	4	
4	AA 1016 43	Tube assly oil cooler inlet	1	1	1	
5	AA 1016 24	Assly Pipe Oil Cool	1	1	1	
6	AN 1211 11	Connector clutch cover	1	1	1	
7	39 2484 15	Falnge nut	2	2	2	
8	39 1553 04	Flange bolt	2	2	2	
9	39 1573 11	Plain washer	2	2	2	
10	DG 1410 19	Damper	2	2	2	
11	30 2110 05	Coller	2	2	2	
12	39 1672 04	Screw	4	4	4	
13	DK 1013 40	'O' ring	2	2	2	
14	AA 1211 36	Guard oil cooler	1	1	1	
15	39 1672 04	Flange bolt	2	2	2	



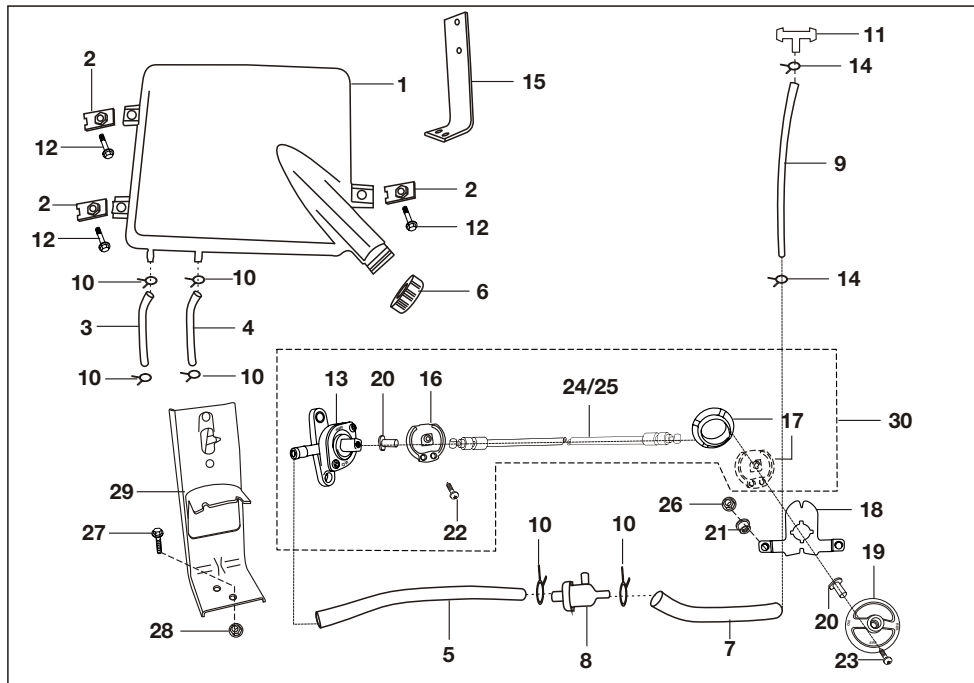
No.	Part No.	Description	Qty/Veh.			Remarks
			PET	CNG	LPG	
16	AA 1015 95	Oil cooler mtg. bracket	1	1	1	
17	39 1972 15	Nut flanged M5X0.8	2	2	2	
18	39 0697 05	Stud M5X0.8	2	2	2	
19	AA 1015 97	Oil cooler bracket	1	1	1	
20	39 0291 15	Hex nut	2	2	2	
21	AA 1016 28	Bracket for oil cool pipe mtg.	1	1	1	
22	39 1672 04	Bolt flange	1	1	1	
23	DK 1012 77	Bracket upper (oil cooler pipe)	1	1	1	
24	DK 1012 78	Bracket lower (oil cooler pipe)	1	1	1	
25	39 2345 01	Bolt flanged	1	1	1	



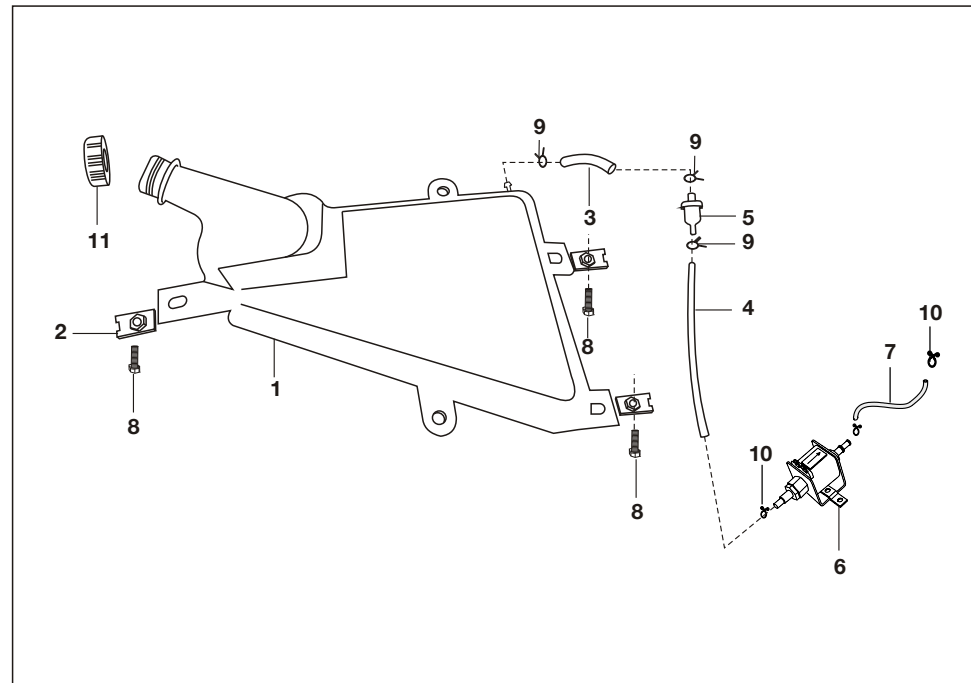
No.	Part No.	Description	Qty/Veh.			Remarks
			PET	CNG	LPG	
1	39 1587 21	'O' ring	1	1	1	
2	AA 1310 25	Fare meter housing assly	1	1	1	Includes item 3, 4 & 5
3	AE 1310 03	Plastic bush	1	1	1	
4	24 1310 08	Plug	1	1	1	
5	03 1701 09	Pin	1	1	1	
6	24 1310 02	Fare meter pinion	1	1	1	
6A	24 1310 03	Wire	1	1	1	
7	24 1302 09	Fare meter gear	1	1	1	
8	24 1302 14	Bush	1	1	1	
9	23 1613 05	Grease nipple	1	1	1	
10	39 0897 04	Hex bolt	1	1	1	
11	39 0292 15	Hex nut	1	1	1	
12	59 0400 29	Hex bolt flange type	3	3	3	
13	AA 1310 04	Gasket	1	1	1	
14	AA 2510 01	Fare meter cable comp.	1	1	1	
15	AA 2510 03	Inner cable (Fare meter)	1	1	1	



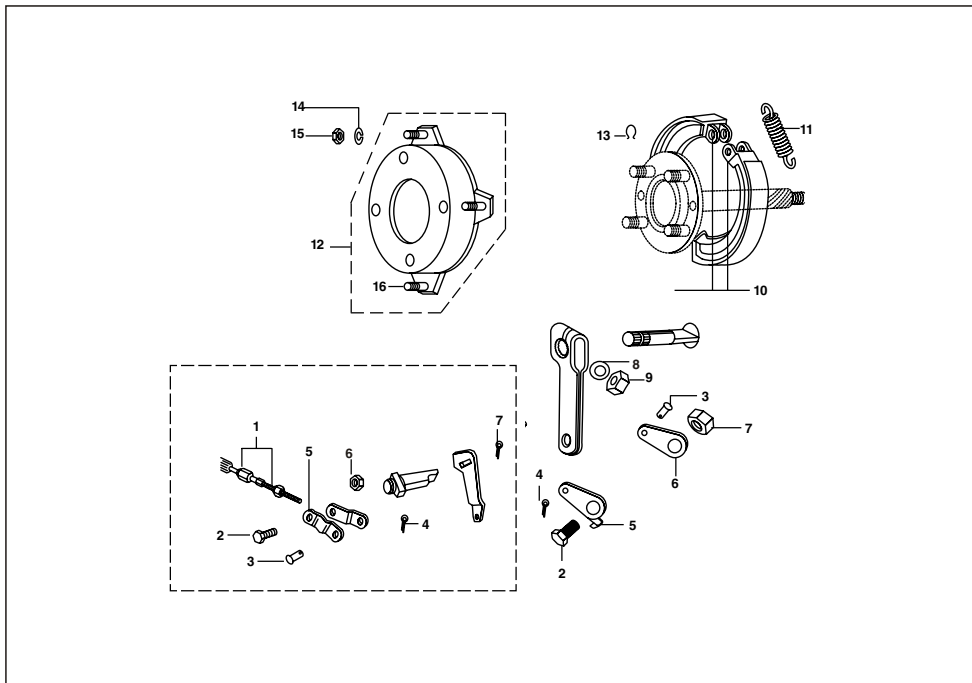
No.	Part No.	Description	Qty/Veh.			Remarks
			PET	CNG	LPG	
1	24 1411 49	Fuel tank plastic	1	--	--	
2	24 1612 97	Clip nut	3	--	--	
3	24 1411 38	Fuel pipe tank to cock (blue)	1	--	--	
4	24 1411 39	Fuel pipe tank to cock (gray)	1	--	--	
5	24 1411 40	Fuel tube cock to filter	1	--	--	
6	DZ 1410 76	Cap fuel tank	1	--	--	
7	AA 1410 59	Fuel tube filter to carbu.	1	--	--	
8	24 1216 52	Fuel filter	1	--	--	
8A	24 1411 09	Fuel Filter	1	--	--	
9	24 1411 15	Breather tube	1	--	--	
10	33 1410 07	Clamp	5	--	--	
10A	33 1410 08	Clamp	3	--	--	
11	BA 1220 05	T joint	1	--	--	
12	39 1556 04	Bolts for fuel tank mtg.	3	--	--	
13	24 1411 30	Fuel cock assly.	1	--	--	
14	BA 1220 03	Fuel pipe clip	4	--	--	
15	24 1411 31	Bracket fuel tank mtg	1	--	--	



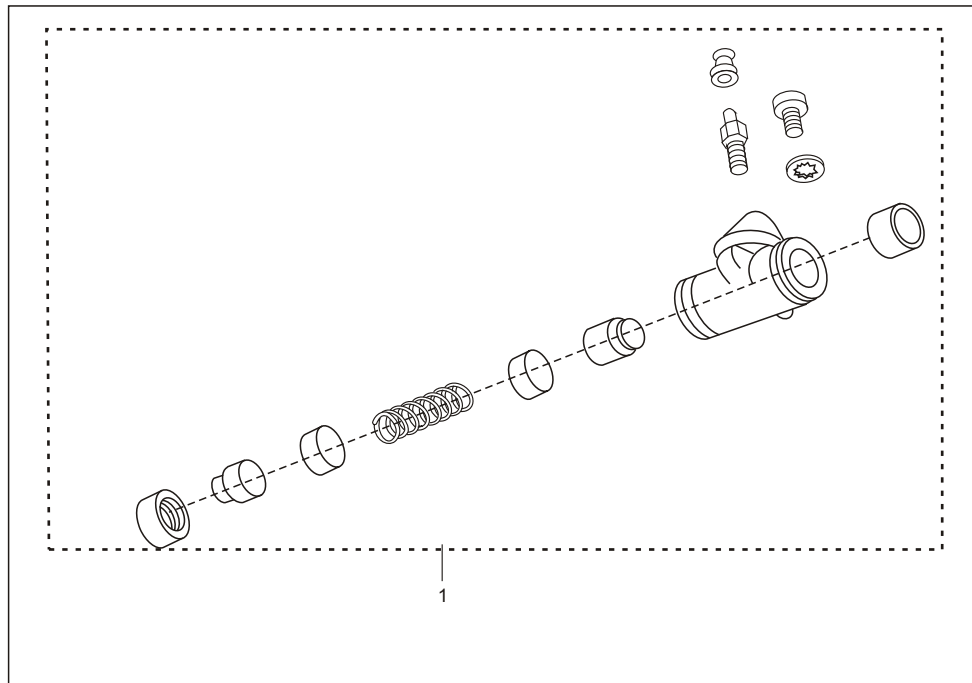
No.	Part No.	Description	Qty/Veh.			Remarks
			PET	CNG	LPG	
16	24 1411 32	Pulley tap side	1	--	--	
17	24 1411 33	Pulley Knob side	1	--	--	
18	24 1411 36	Bracket fuel knob mounting	1	--	--	
19	24 1411 37	Knob fuel tap operation	1	--	--	
20	24 1411 34	Insert for knob mounting	2	--	--	
21	24 1411 35	Spacer for knob mounting	2	--	--	
22	39 0009 01	Screw pan cross	1	--	--	
23	39 0921 01	Screw pan cross M4	1	--	--	
24	24 1911 36	Cable fuel cock operating - Grey	1	--	--	
25	24 1911 37	Cable fuel cock operating - Black	1	--	--	
26	39 2711 15	Flange nut	2	--	--	
27	39 1673 04	Flange bolt	2	--	--	
28	39 0798 15	Flange nut	2	--	--	
29	24 1613 24	Bracket fuel cock mounting	1	--	--	
30	24 1411 48	Fuel Cock with Caldes	1	--	--	



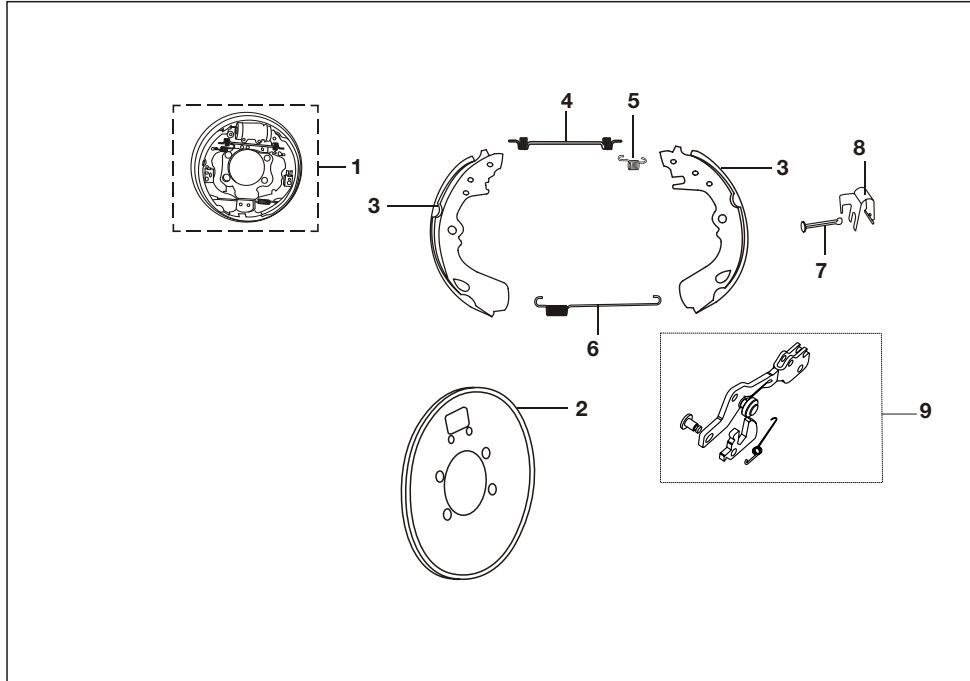
No.	Part No.	Description	Qty/Veh.			Remarks
			PET	CNG	LPG	
1	24 1410 94	Tank fuel 3 lit	--	1	1	
2	24 1612 67	Clip nut	--	3	3	
3	AM 1410 04	Fuel tube tank to filter	--	1	1	
4	24 1411 25	Fuel tube filter to solenoid	--	1	1	
5	24 1216 52	Fuel filter	--	1	1	
6	RA 4026 01	Petrol solenoid	--	1	--	
	24 1216 56	Petrol solenoid	--	--	1	
7	AA 1410 57	Fuel pipe solenoid to carb.	--	1	1	
8	39 1556 04	Bolt hex head flanged	--	3	3	
9	33 1410 07	Clamp	--	3	3	
10	33 1410 08	Clamp	--	3	3	
11	CS 1410 06	Cap fuel tank	--	1	1	
12	CS 1410 05	Washer Cap Fuel Tank	--	1	1	N.I.



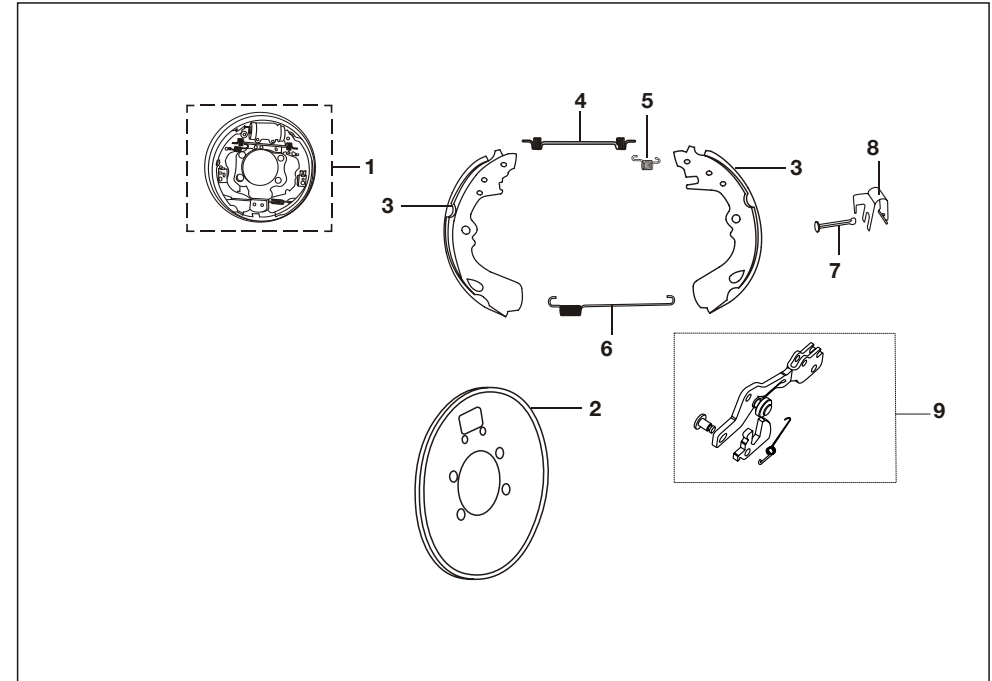
No.	Part No.	Description	Qty/Veh.			Remarks
			PET	CNG	LPG	
1	05 1010 83	Adjuster with nut	1	--	--	
2	01 1501 12	Bolt for tightening br. linkage	1	--	--	
3	03 1501 11	Pin	1	--	--	
4	39 0151 08	Split pin	1	--	--	
5	01 1501 09	Front brake link	1	--	--	
6	39 0299 15	Nut	1	--	--	
7	39 0146 08	Split pin	1	--	--	
8	39 0199 11	Plain washer	1	--	--	
9	39 0798 15	Nut	1	--	--	
10	22 1510 36	Front brake shoe assembly	1	--	--	
11	22 1510 40	Extension spring	2	--	--	
12	22 1511 06	Fr. Brake drum assly	1	--	--	
13	01 1502 09	Spring lock	1	--	--	
14	39 0265 12	Spring washer	4	--	--	
15	39 0694 15	Hexagon lock nut	4	--	--	
16	39 1140 04	Bolt brake drum	4	--	--	



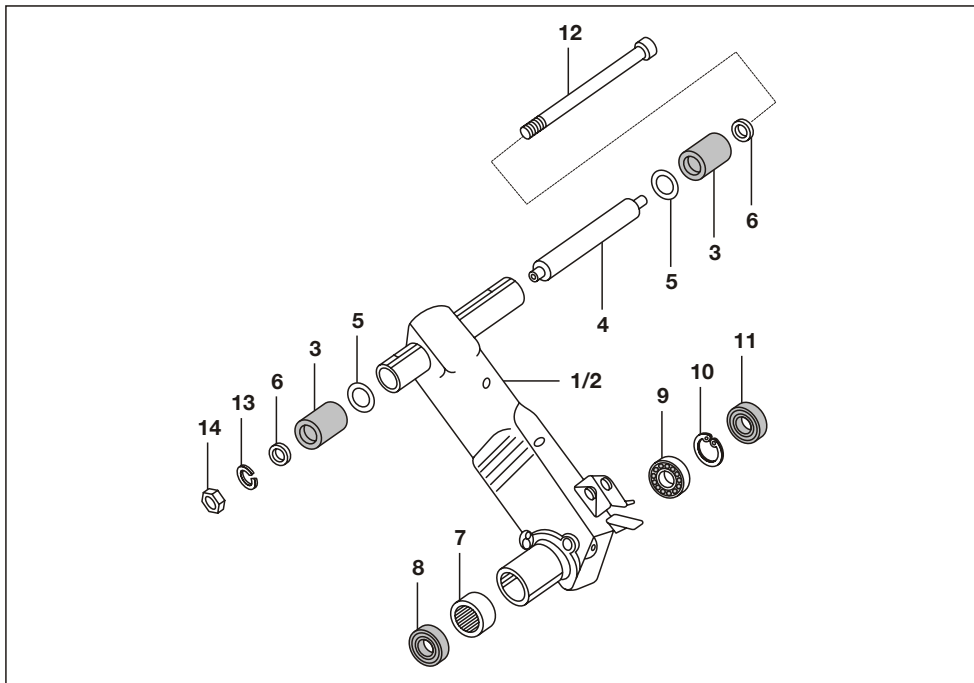
No.	Part No.	Description	Qty/Veh.			Remarks
			PET	CNG	LPG	
1	24 1510 99	Wheel cylinder assly	1	1	1	
	AB 1510 90	Wheel cylinder assly(dia.22.22)	1	1	1	
2	24 1511 07	Major kit	1	1	1	for 24151099
	AB 1510 92	Major kit	1	1	1	for AB151090
3	24 1511 08	Minor kit	1	1	1	For 24151099
	AB 1510 93	Minor kit	1	1	1	for AB151090



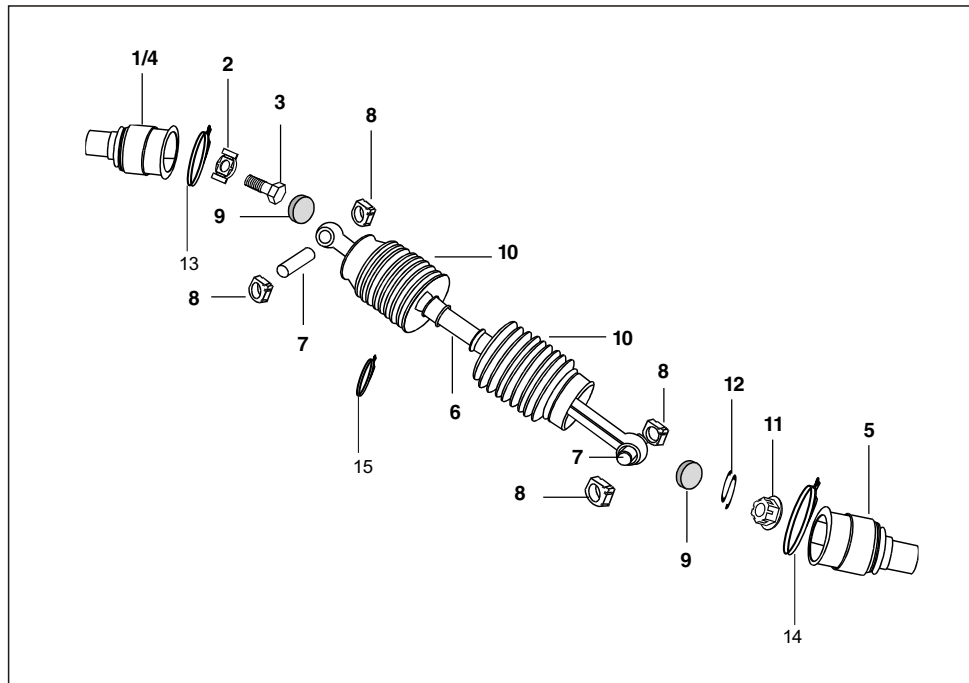
No.	Part No.	Description	Qty/Veh.			Remarks	
			PET	CNG	LPG		
1	AP 1510 30	Panel assly. front	1	1	1		
	24 1511 19	Panel assly LH	1	1	1		
	24 1511 20	Panel assly RH	1	1	1		
2	AP 1510 17	Back panel assly front	1	1	1		
	24 1511 74	Back plate assly. LH	1	1	1		
	24 1511 78	Back Plate assly. RH	1	1	1		
3	24 1511 71	Kit Shoe Brake	3	3	3		
	4	24 1511 33	Spring main	3	3	3	
	5	24 1511 34	Spring strut LH holding	3	3	3	
6	24 1511 35	Spring shoe holding	3	3	3		
7	24 1511 37	Pin pivot shoe	6	6	6		
8	24 1511 38	Spring shoe clamping	6	6	6		
9	24 1511 69	Strut assembly front Complete	1	1	1		
	24 1511 76	Strut assembly LH Complete	1	1	1		
	24 1511 80	Strut assembly RH Complete	1	1	1		



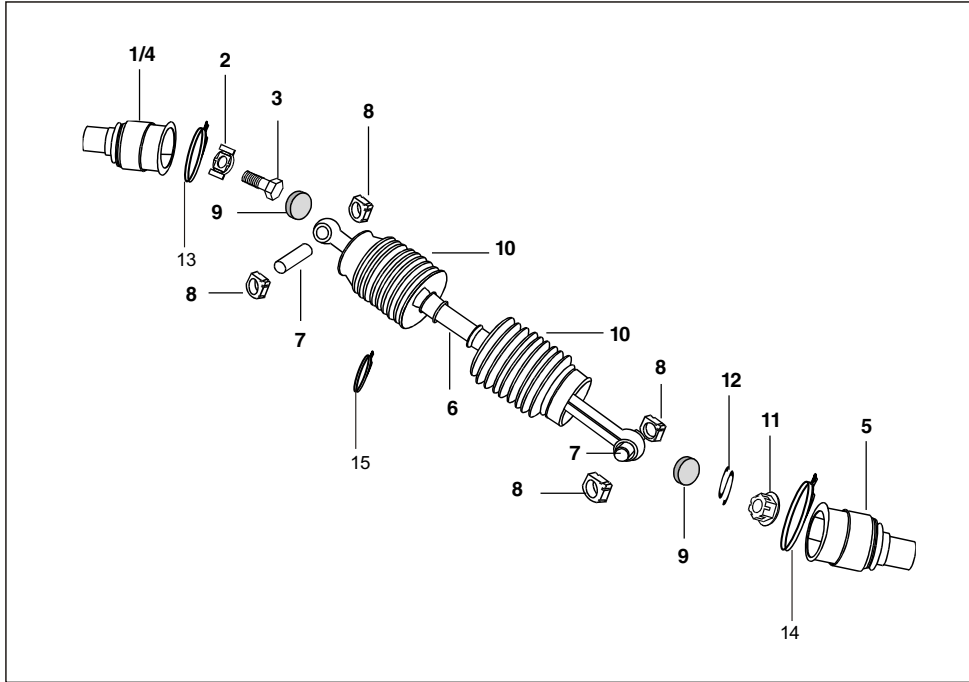
No.	Part No.	Description	Qty/Veh.			Remarks
			PET	CNG	LPG	
Kit Part Numbers						
10	24 1511 70	Ratchet kit (Fr. & LH)	1	1	1	
	24 1511 81	Ratchet kit (RH)	1	1	1	
11	24 1511 71	Brake shoe kit	1	1	1	
12	24 1511 72	Shoe clamp spring kit	1	1	1	
13	24 1511 73	Spring kit (Common for Front & LH)	1	1	1	
	24 1511 82	Spring Kit RH	1	1	1	
14	24 1511 68	Auto Adjuster assly front	1	1	1	
	24 1511 75	Auto adjuster assly rear LH	1	1	1	
	24 1511 79	Auto adjuster assly rear RH	1	1	1	



No.	Part No.	Description	Qty/Veh.			Remarks
			PET	CNG	LPG	
1	24 1711 20	Trailing arm assembly LH	1	1	1	
	AA 1710 15	Trailing arm assembly LH	1	1	1	
2	24 1711 21	Trailing arm assembly RH	1	1	1	
	AA 1710 17	Trailing arm assembly RH	1	1	1	
3	AA 1710 06	Silent bush	4	4	4	
4	AA 1710 07	Distance piece assly	2	2	2	
5	AA 1710 09	Spacer sintered	4	4	4	
6	AA 1710 08	Washer	4	4	4	
7	59 2000 12	Needle bearing	1	1	1	
8	22 1710 07	Oil seal	2	2	2	
9	01 1003 42	Bearing	2	2	2	
10	39 0342 17	Circlip	2	2	2	
11	24 1710 24	Oil seal	2	2	2	
12	AA 1710 11	Pivot pin assembly	2	2	2	
13	39 0269 12	Spring washer	2	2	2	
14	39 0303 15	Nut	2	2	2	



No.	Part No.	Description	Qty/Veh.			Remarks
			PET	CNG	LPG	
1	BA 1321 71	Flange assly(Satellite gear)	1	1	1	
	AY 1412 00	Flange assly(Satellite gear)	1	1	1	** from Mar 2012
2	24 1710 14	Lock washer assembly	2	2	2	
3	39 0119 04	Bolt	2	2	2	
4	BA 1321 72	Flange assly (diff. gear side)	1	1	1	
	AY 1412 01	Flange assly (diff. gear side)	1	1	1	** from Mar 2012
5	BA 1321 73	Flange assly (wheel side)	2	2	2	
	AY 1412 02	Flange assly (wheel side)	2	2	2	** from Mar 2012
6	BA 1322 42	Propeller shaft assly (LH)	1	1	1	Increased length
	BA 1321 12	Propeller shaft assly (LH)	1	1	1	
	AA 1310 78	Propeller shaft assly (LH)	1	1	1	** from Mar 2012
	BA 1322 39	Propeller shaft assly (RH)	1	1	1	Increased length
	BA 1321 11	Propeller shaft assly (RH)	1	1	1	
	AA 1310 79	Propeller shaft assly (RH)	1	1	1	** from Mar 2012
7	24 1704 25	Pin for propeller shaft	4	4	4	
8	AL 1710 65	Slider block	8	8	8	(Kit no. 36AL0001 - Sr. No. 7,8)
9	24 1704 27	Rubber buffer	4	4	4	
	BG 1412 52	Rubber Buffer (Engine Side)	2	2	2	** from Mar 2012
	BG 1412 53	Rubber Buffer (Wheel Side)	2	2	2	** from Mar 2012

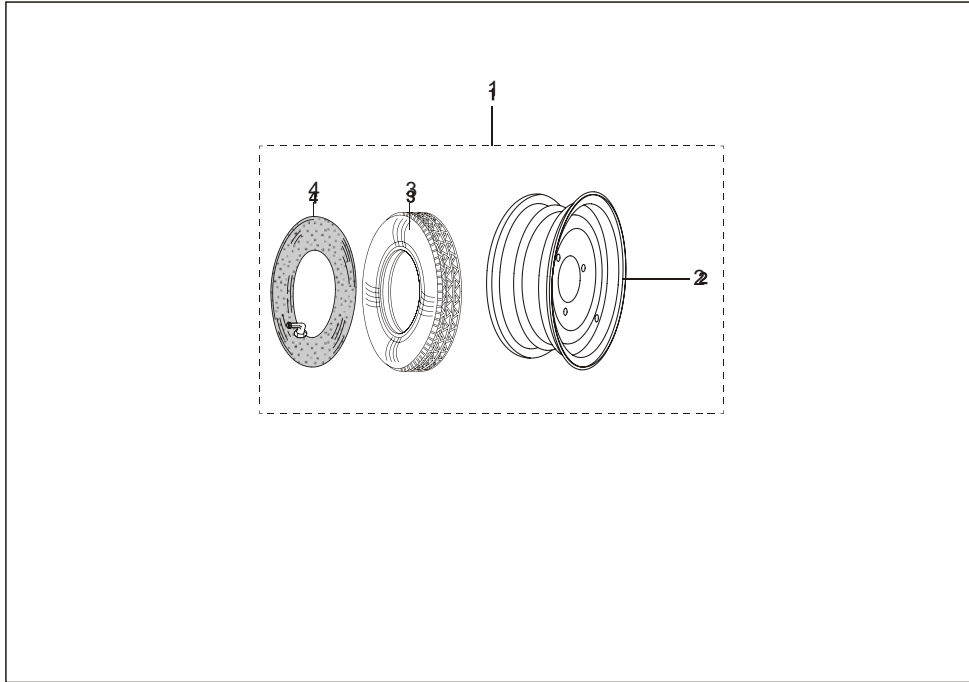


No.	Part No.	Description	Qty/Veh.			Remarks
			PET	CNG	LPG	
10	24 1310 74	Rubber Bellow Propeller Shaft	3	3	3	
10A	AA 1310 24	Rubber Bellow Deferential Flange	1	1	1	N.I.
11	39 1182 15	Nut	2	2	2	
12	24 1710 66	Spring clip	2	2	2	
13	BB 1310 24	Clamp-2	2	2	2	For differential sidde
14	BB 1310 40	Hose clamp	2	2	2	For Wheel side
15	BB 1311 50	Clamp - 3	4	4	4	
16	24 1310 98	Grease Nipple	1	1	1	N.I. ** from Mar 2012
<p>Note : ** To solve Oil leakage and Propeller shaft falling off issues, the flanges, propeller shaft, oil seal modified w,e,f, March 2012 Differential oil seal, Engine flanges, Wheel flanges, Rubber buffer and Propeller shaft changes have to be done together due to matching of oil seal ID & engine end flange OD.</p>						



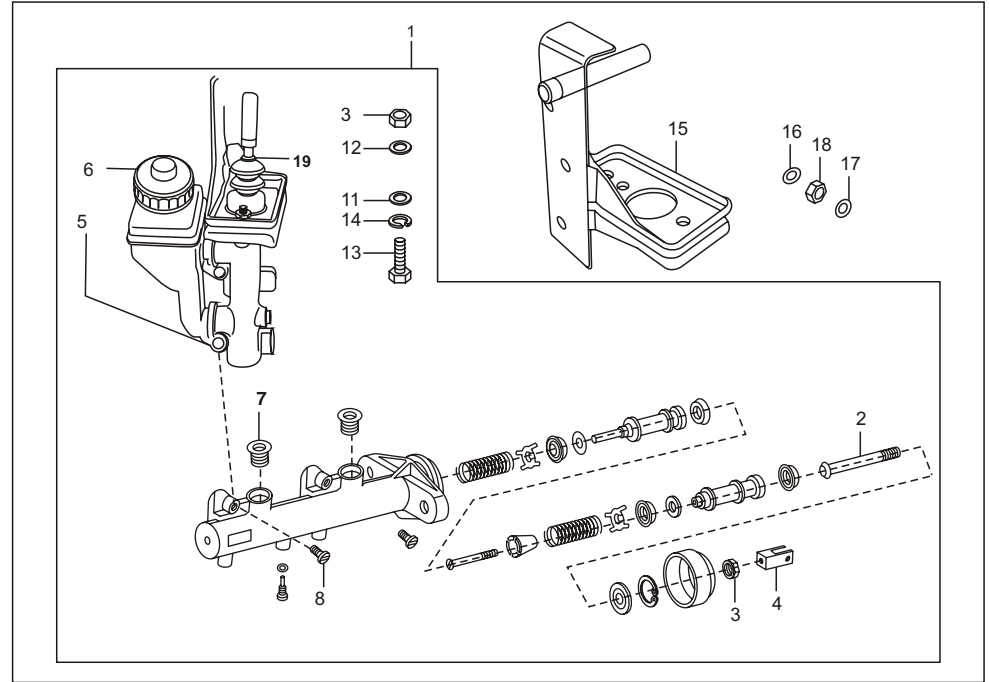
No.	Part No.	Description	Qty/Veh.			Remarks
			PET	CNG	LPG	

Plate No. 36 : WHEEL ASSEMBLY

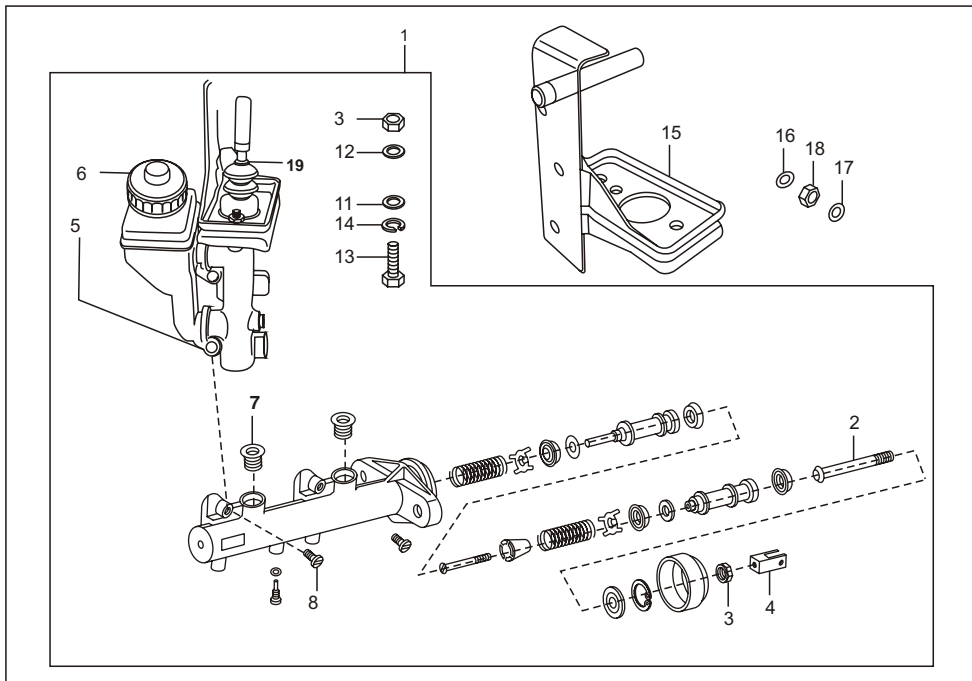


No.	Part No.	Description	Qty/Veh.			Remarks
			PET	CNG	LPG	
1	22 1510 44	Wheel Comp.	4	4	4	Not to Service
2	24 1511 10	Wheel rim assly	4	4	4	w/o tube tyre
3	21 1503 07	Tyre 4.00 x 8"	4	4	4	Not to service
4	21 1503 06	Tube for tyre	4	4	4	Not to service

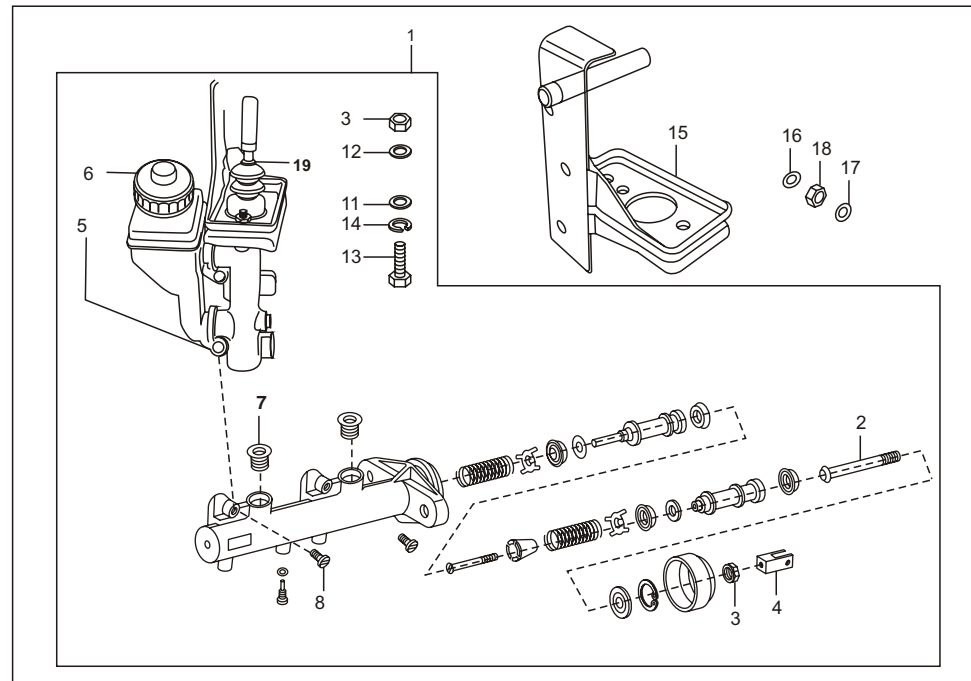
Plate No. 37 : TANDEM MASTER CYLINDER



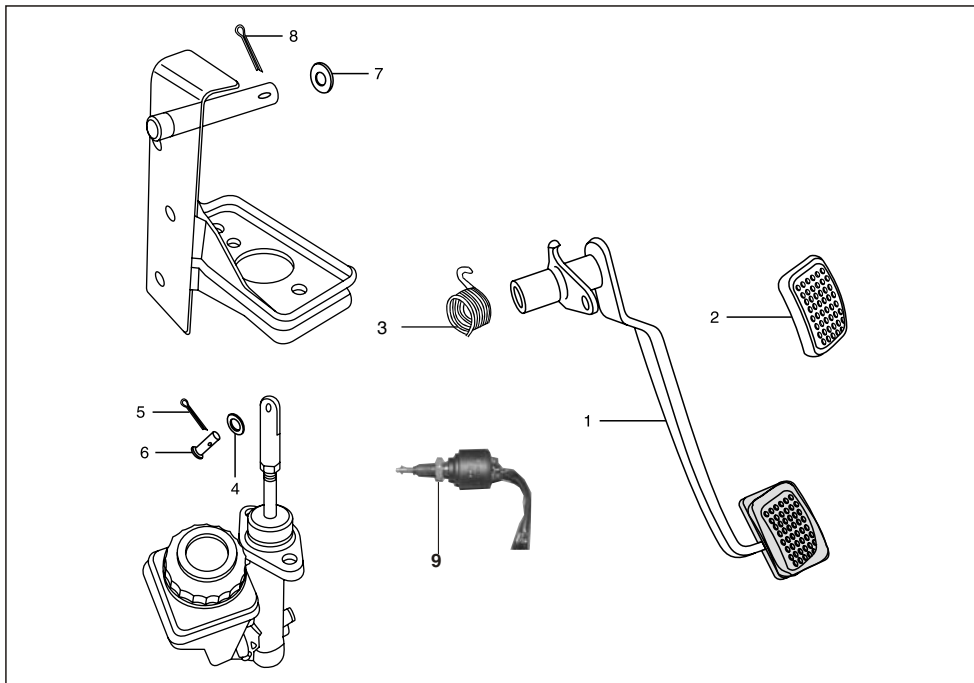
No.	Part No.	Description	Qty/Veh.			Remarks
			PET	CNG	LPG	
1	AB 1510 63	TMC comp with oil contrainer	1	1	1	KBX make
	24 1511 55	TMC comp with oil contrainer	1	1	1	Endurance make
2	AB 1510 69	Push rod complete	1	1	1	For AB151063 KBX make
	24 1510 87	Push rod complete	1	1	1	For 24151155
3	39 0294 15	Hexagon nut	3	3	3	For AB151063 KBX make
	24 1510 94	Hexagon nut	3	3	3	For 24151155 Endurance
4	AB 1510 07	Fork brake actuation	1	1	1	For AB151063 KBX make
	24 1510 90	Fork rod push	1	1	1	For 24151155 Endurance
5	AB 1511 04	Oil container with cap	1	1	1	For AB151063 KBX make
	AB 1510 54	Oil container with cap	1	1	1	For 24151155 Endurance
6	AB 1511 05	Cap br. oil reservoir	1	1	1	For AB151063 KBX make
	AB 1510 72	Cap br. oil reservoir	1	1	1	For 24151155 Endurance



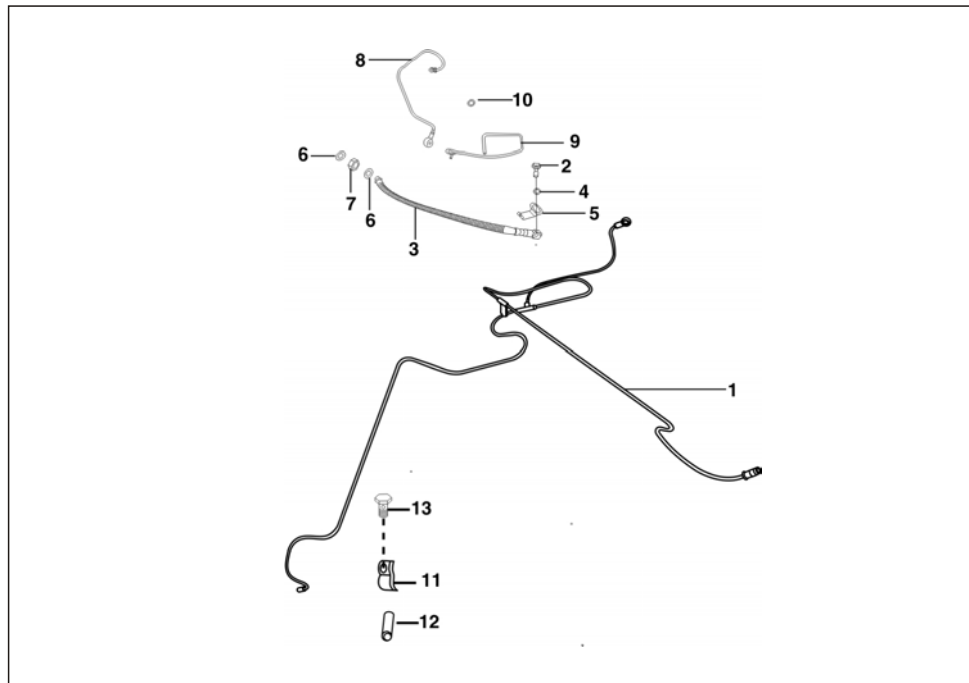
No.	Part No.	Description	Qty/Veh.			Remarks
			PET	CNG	LPG	
7	AB 1510 71	Grommet oil reservoir	2	2	2	For AB151063 KBX make
8	39 0761 01	Screw pan cross	2	2	2	For AB151063 KBX make
	24 1510 93	Screw reservoir mtg.	2	2	2	For 24151155 Endurance
9	AB 1510 73	Major kit	1	1	1	For AB151063 KBX make
	24 1510 97	Major kit	1	1	1	For 24151155 Endurance
10	AB 1510 74	Minor kit	1	1	1	For AB151063 KBX make
	24 1510 98	Minor kit	1	1	1	For 24151155 Endurance
11	39 1224 11	Plain washer	2	2	2	
12	39 1582 11	Plain washer	2	2	2	
13	39 1389 04	Hexagon bolt	2	2	2	For AB151063 KBX make
	24 1510 95	Hexagon bolt	2	2	2	For 24151155 Endurance
14	39 0788 12	Spring washer	2	2	2	
15	BA 1611 34	Bracket master cylinder mtg.	1	1	1	



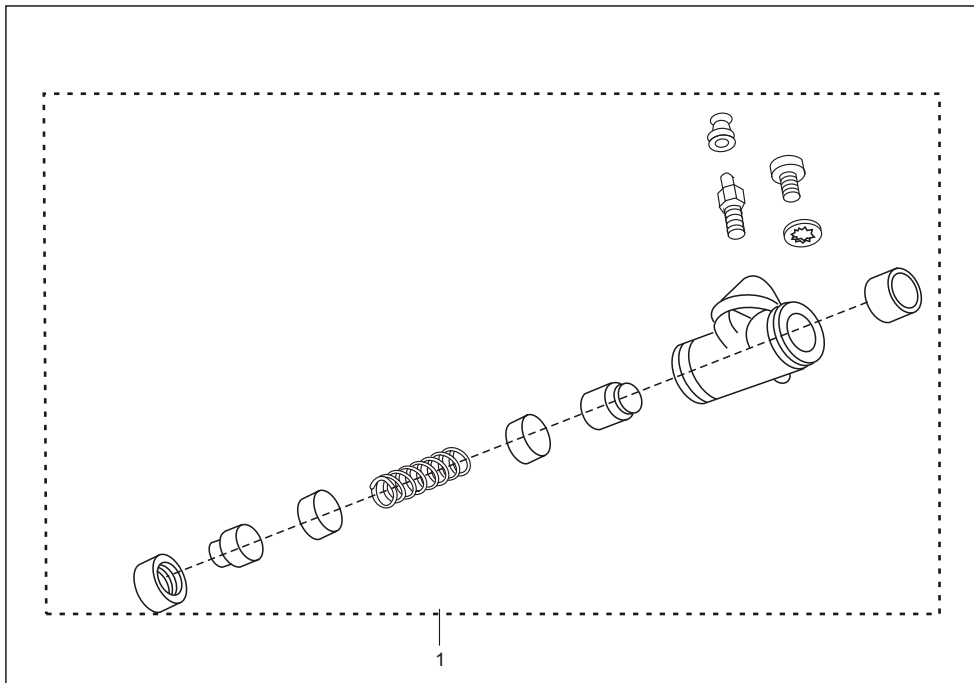
No.	Part No.	Description	Qty/Veh.			Remarks
			PET	CNG	LPG	
16	39 0200 11	Plain washer	3	3	3	
17	39 0265 12	Plain washer	3	3	3	
18	39 0310 15	Hex nut	3	3	3	
19	24 1510 79	Boot ring	1	1	1	For 24151155 Endurance



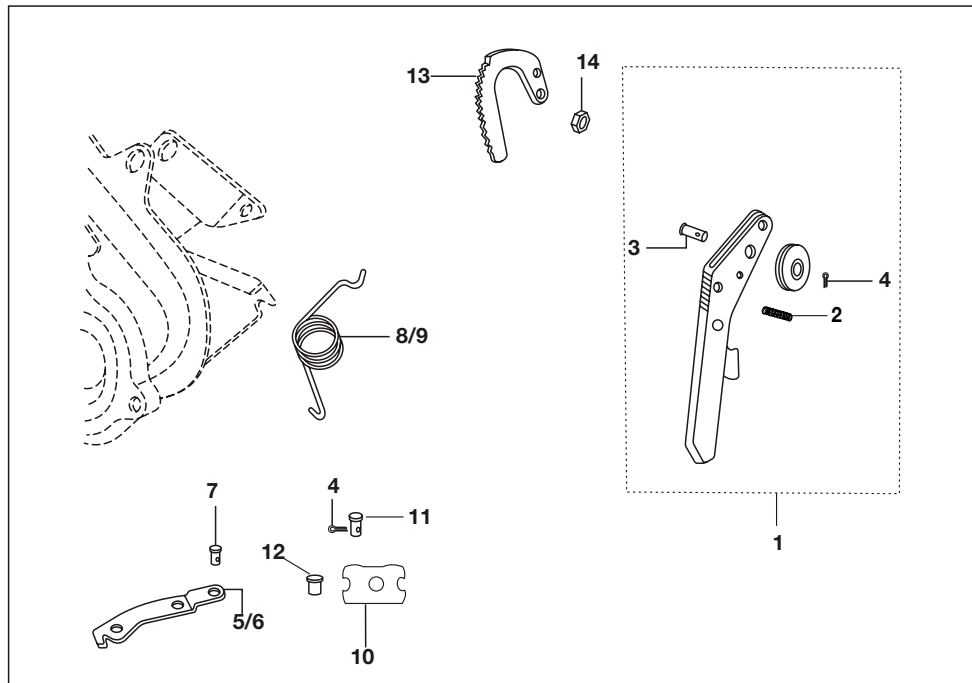
No.	Part No.	Description	Qty/Veh.			Remarks
			PET	CNG	LPG	
1	AB 1511 26	Brake pedal assly	1	1	1	Side Mtg
	AP 1510 29	Brake Pedal Assly	1	1	1	
2	BA 1910 29	Pad- Brake pedal	1	1	1	
3	AB 1510 14	Spring brake pedal retainer	1	1	1	
4	39 0208 11	Plain washer	2	2	2	
5	39 0147 08	Split pin	1	1	1	
6	39 1702 07	Clevis pin with head	1	1	1	
7	39 0199 11	Plain washer	1	1	1	
8	39 0146 08	Split pin	1	1	1	
9	AF 2010 94	Brake switch	1	1	1	



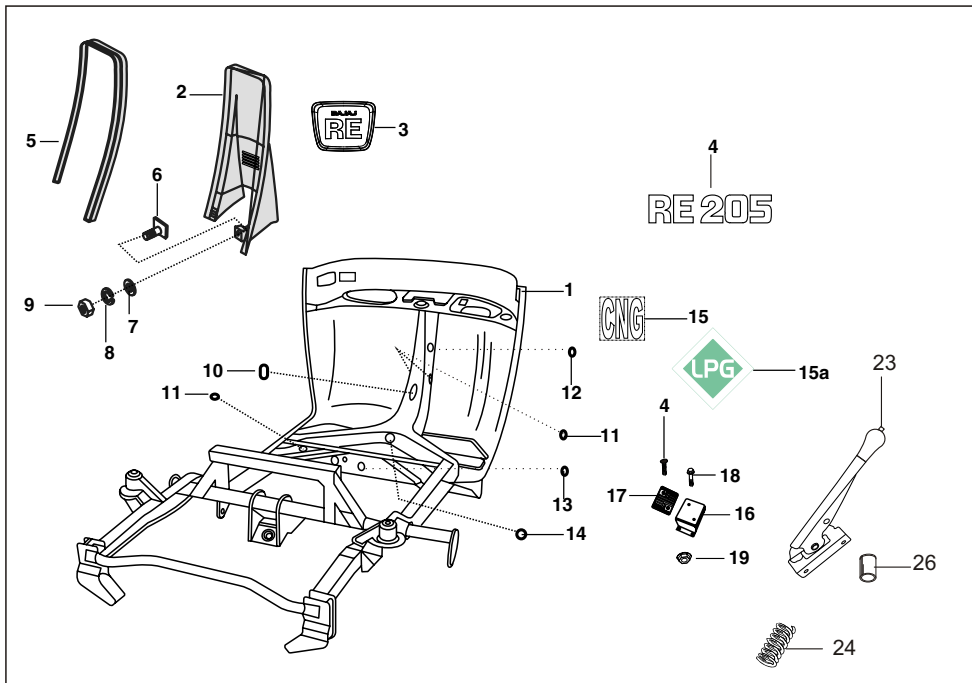
No.	Part No.	Description	Qty/Veh.			Remarks
			PET	CNG	LPG	
1	AA 1510 36	Single piece brake pipe	1	--	--	From 28-10-2010
	AF 1510 05	Single piece brake pipe	--	1	1	
2	AB 1510 49	bolt Banjo	1	1	1	
3	AB 1510 48	Flexible brake front	1	1	1	
4	39 1663 11	Plain washer	1	1	1	
5	AB 1510 51	Lock clip banjo bolt	1	1	1	
6	39 1663 11	Plain washer	2	2	2	
7	39 1753 15	Hexagon nut	1	1	1	
8	AB 1510 52	Brake pipe assly front	1	1	1	
9	DD 1610 13	Guide flexible hose	1	1	1	
10	21 1504 22	Packing	2	2	2	
11	24 1504 06	Clamp for sleeve	2	2	2	
12	24 1504 07	Sleeve	2	2	2	
13	22 1504 35	Hex bolt	2	2	2	
14	BG 1138 04	Clamp for Brake Pipe	1	1	1	



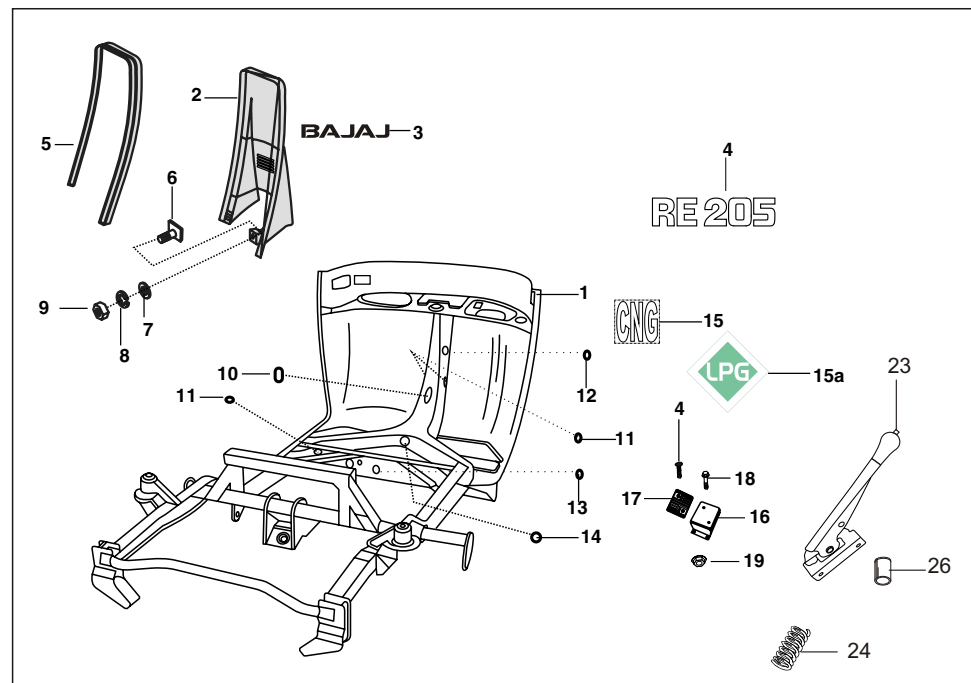
No.	Part No.	Description	Qty/Veh.			Remarks
			PET	CNG	LPG	
1	AB 1510 91	Wheel cylinder assly.(dia.25.4)	2	2	2	
2A	AB 1510 94	Major kit	2	2	2	
2B	AB 1510 95	Minor kit	2	2	2	



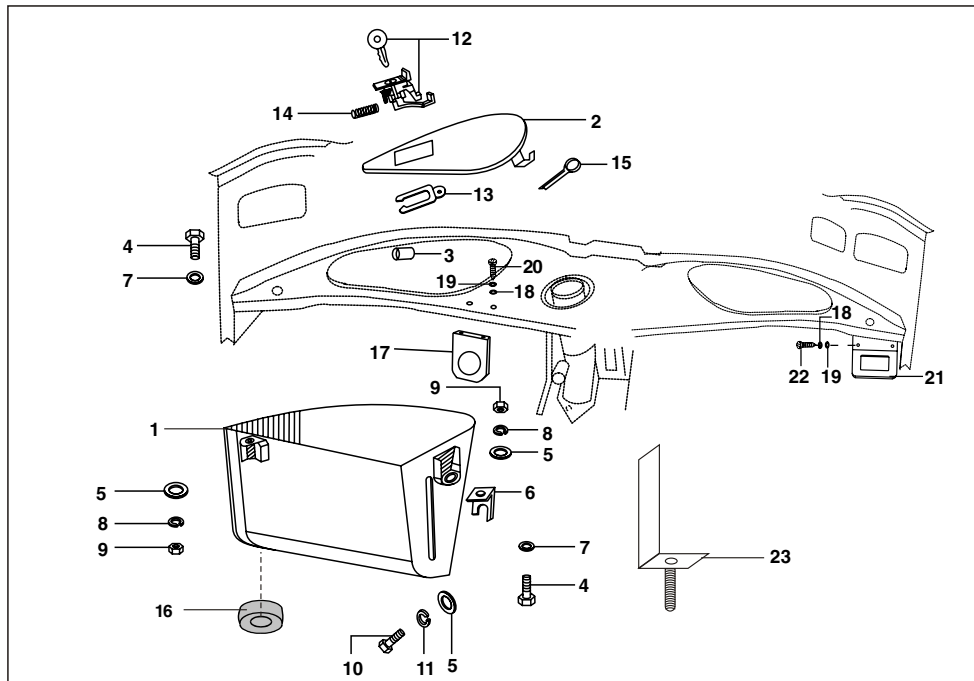
No.	Part No.	Description	Qty/Veh.			Remarks
			PET	CNG	LPG	
1	24 1510 61	Hand brake comp.	1	1	1	
2	22 1505 24	Spring	1	1	1	
3	21 1504 20	Fork pin	1	1	1	
4	24 1511 47	Split pin	2	2	2	
5	24 1511 54	Hand brake lever RH	1	1	1	
6	24 1511 45	Hand brake lever LH	1	1	1	
7	24 1511 46	Pin pivot	1	1	1	
8	24 1505 06	Return spring RH	1	1	1	
9	24 1505 07	Return spring LH	1	1	1	
10	24 1510 67	Bracket Rear Cable Guide	1	1	1	
11	24 1510 68	Pin Rear Cable Guide	1	1	1	
12	24 1510 69	Spacer	1	1	1	
13	22 1505 07	Ratchet	1	1	1	
14	39 0694 15	Nut	1	1	1	



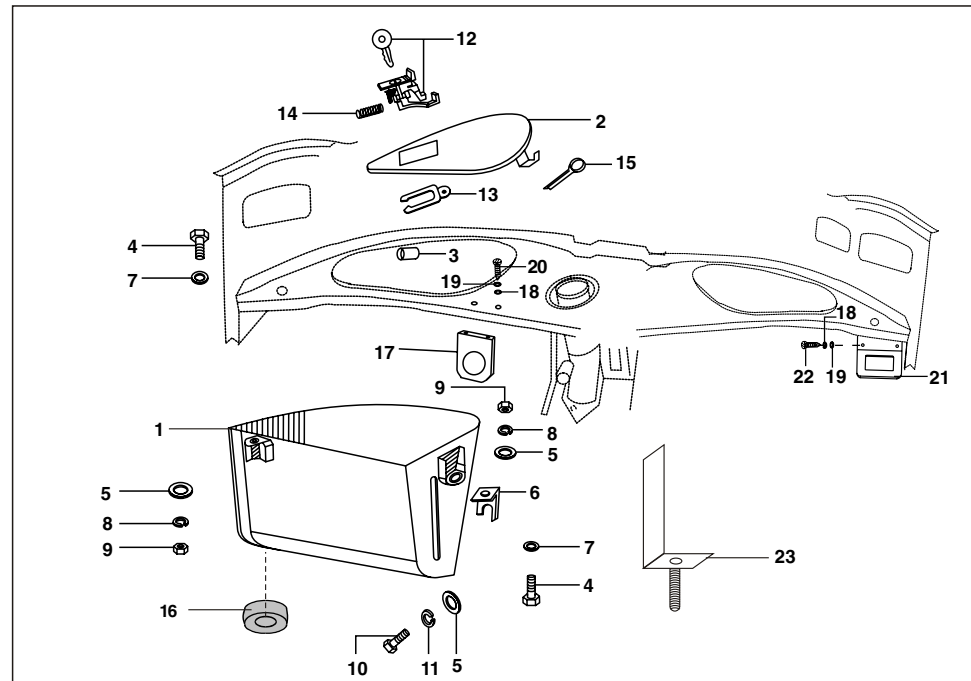
No.	Part No.	Description	Qty/Veh.			Remarks
			PET	CNG	LPG	
1	52 AA03 18	Assly. Bare Chassis	1	--	--	
	52 AM00 17	Bare Chassis Complete	--	1	1	
2	24 1614 83	Steering cover.	1	1	1	
3	BG 2330 02	Emblem Bajaj	1	1	1	
4	AA 2312 09	RE 205 lable	1	--	--	
5	22 1602 35	Rubber beading	1	1	1	
6	22 1602 36	Bolt /Plate assly	2	2	2	
7	39 0219 11	Plain washer	2	2	2	
8	39 0263 12	Spring washer	2	2	2	
9	39 0292 15	Hex nut	2	2	2	
10	39 2508 23	Cut grommet	2	2	2	
11	24 1610 61	Grommet	2	2	2	
12	39 2373 23	Grommet	1	1	1	
13	22 2001 61	Grommet	1	1	1	
14	39 2374 56	Grommet	1	1	1	
15	AF 2311 58	CNG lable	--	1	--	
15a	AM 2310 35	LPG lable	--	--	1	



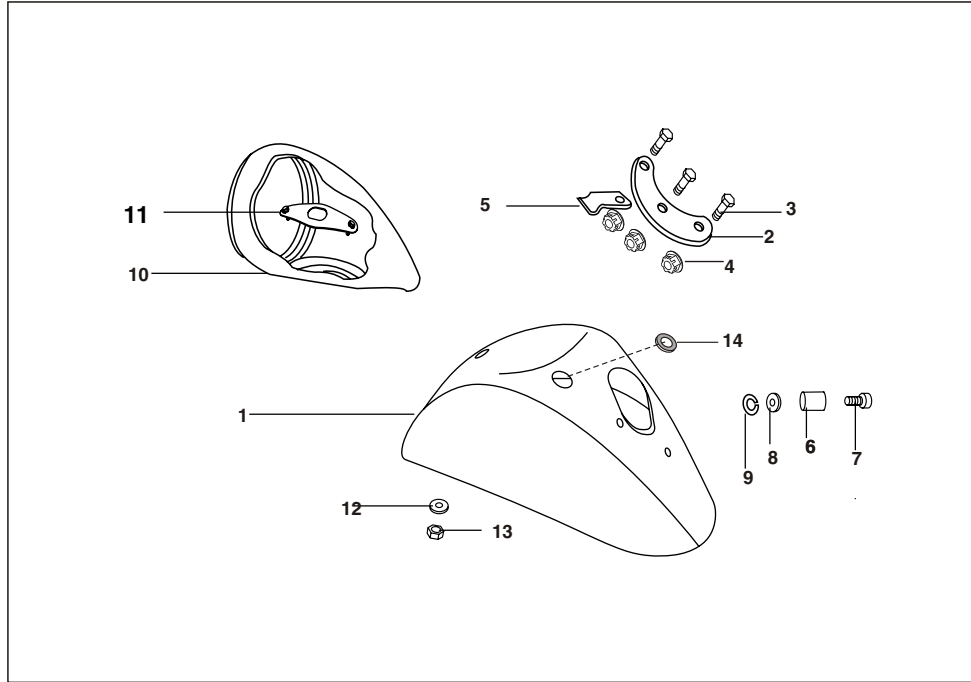
No.	Part No.	Description	Qty/Veh.			Remarks
			PET	CNG	LPG	
16	24 1613 12	Heel rest	1	1	1	
17	AL 1611 79	Pad-heel rest	1	1	1	
18	39 1773 04	Flanged bolt	2	2	2	
19	39 2484 15	Flange nut	2	2	2	
20	AA 1810 06	Lock set 1000 combination	1	--	--	N.I.
21	AF 1810 15	Lock set	--	1	1	
22	19 1611 51	Fixing plug	6	6	6	
23	AA 1611 79	Lever reverse gear control	1	1	1	(Mod. Reverse Lever)
24	AZ 1610 00	Spring Tension	1	1	1	
25	AA 1910 68	Cable Comp. Reverse Gear	1	1	1	N.I.
26	AP 1610 35	Bush	1	1	1	
27	AA 1611 66	Matting Front	1	1	1	N.I.



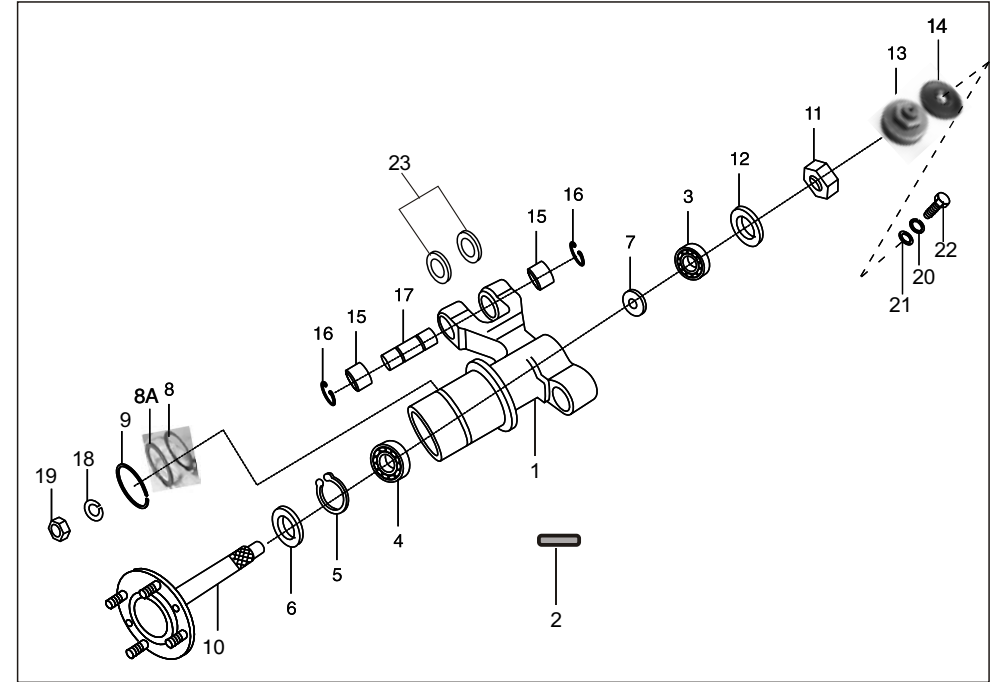
No.	Part No.	Description	Qty/Veh.			Remarks
			PET	CNG	LPG	
1	AA 1611 05	Tool box	1	1	1	
	24 1615 04	Tool box (modified)	1	1	1	.w.e.f. 07.05.2011
2	22 1608 05	Tool box door assembly	1	1	1	
3	22 1611 93	Packing for tool box door	4	4	4	
4	01 1605 09	Hexagon bolt	2	2	2	
5	39 0211 11	Plain washer	3	3	3	
6	24 1613 63	Bracket	1	1	1	
7	39 0197 11	Plain washer	2	--	--	For AB161054
8	39 0262 12	Spring washer	2	--	--	For AB161054
9	39 0291 15	Hexagon nut	2	2	2	
10	39 0062 04	Hexagon bolt	1	1	1	
11	39 0265 12	Spring washer	1	1	1	
12	24 1614 09	Tool Box Lock-Plastic	1	1	1	With key
13	06 1607 12	Holding plate for lock	1	1	1	
14	06 1607 13	Spring for lock	1	1	1	
15	39 0156 08	Split pin	1	1	1	
16	15 1410 13	Grommet	1	1	1	For Coupler type switch



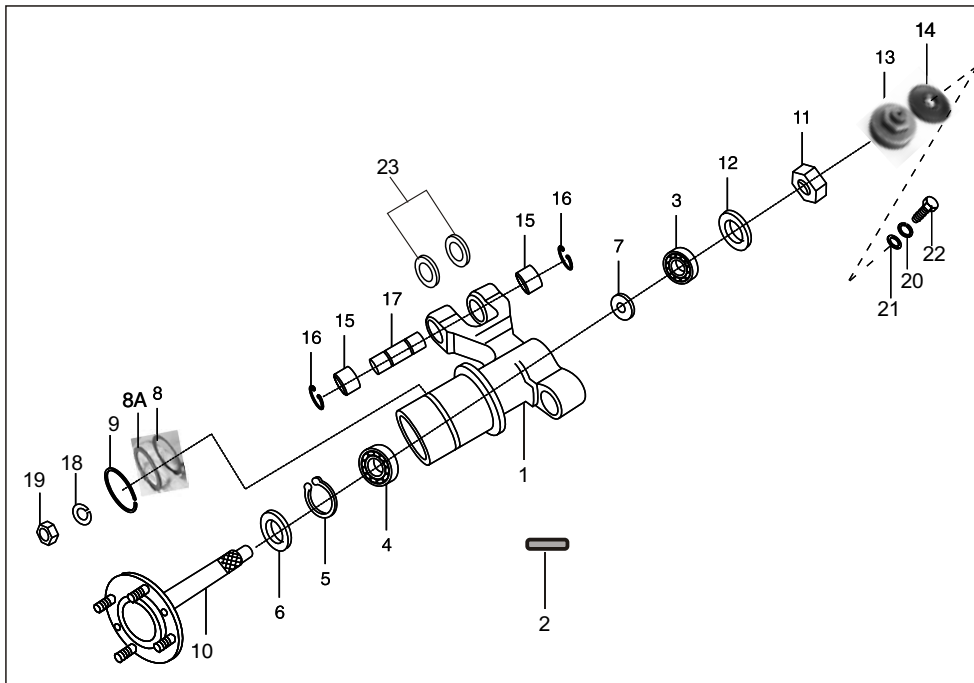
No.	Part No.	Description	Qty/Veh.			Remarks
			PET	CNG	LPG	
17	AF 1610 41	Bracket ignition switch	1	1	1	
18	39 0263 12	Spring washer	2	2	2	
19	39 0814 11	Plain washer	4	4	4	For fixing Bracket Ing. switch
20	39 1942 04	Flange bolt	2	2	2	
21	AF 1610 73	Selector switch bkt.	--	1	1	
22	39 0702 01	Screw pan cross	2	2	2	
23	AA 1611 06	Flasher bkt.	1	--	--	



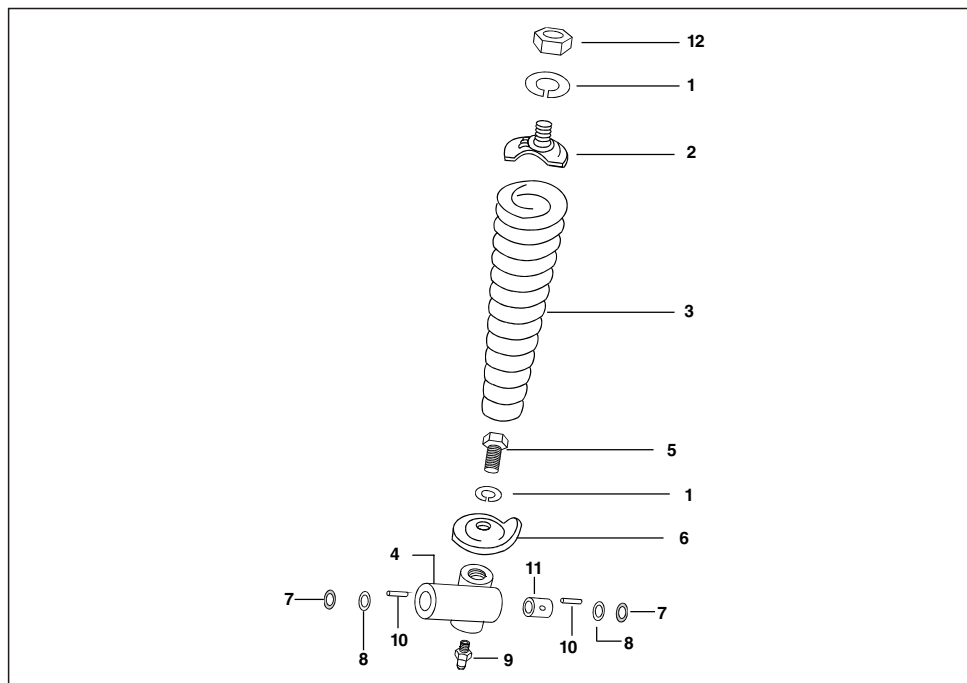
No.	Part No.	Description	Qty/Veh.			Remarks
			PET	CNG	LPG	
1	52 AB00 98	Front Mudguard assly	1	1	1	
2	AB 1611 82	Check plate fr M.grd	1	1	1	
3	39 0085 04	Bolt Hexagon head	3	3	3	
4	39 0291 15	Hexagon Nut	3	3	3	
5	AB 1611 59	Clip	1	1	1	
6	AB 1611 86	Spacer	1	1	1	
7	39 1856 04	Hex bolt	2	2	2	
8	39 0239 11	Plain Washer	2	2	2	
9	39 0263 12	Spring Washer	2	2	2	
10	AB 2010 65	Housing Head light	1	1	1	
11	AB 1611 83	Chk plate assly. H.L.hsg	1	1	1	
12	39 0198 11	Plain Washer	2	2	2	
13	39 0294 15	Nyloc Nut	2	2	2	
14	39 2373 23	Grommet	1	1	1	



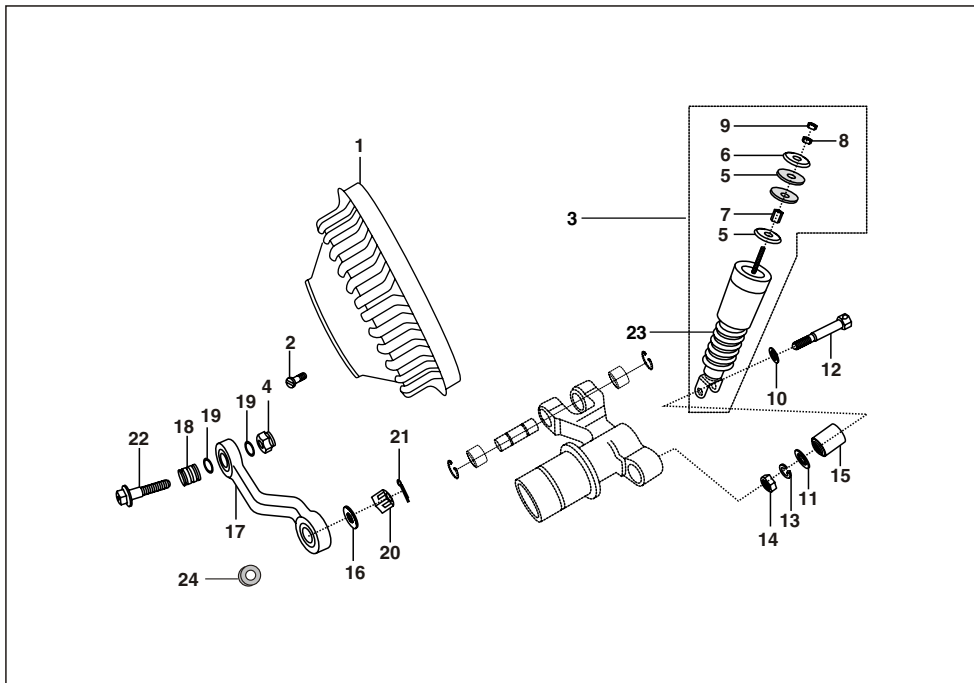
No.	Part No.	Description	Qty/Veh.			Remarks
			PET	CNG	LPG	
1	24 1711 36	Front wheel hub assly.	1	1	1	
2	03 1701 09	Pin	1	1	1	
3	39 2550 20	Ball Bearing	1	1	1	
4	39 2362 20	Ball Bearing	1	1	1	
5	39 0342 17	Internal circlip	1	1	1	
6	22 1701 15	Oil Seal	1	1	1	
7	22 1701 17	Spacer	1	1	1	
8	AB 1710 32	Belleville washer	1	1	1	
8A	AB 1710 33	Spacer- Brake panel	1	1	1	
9	39 2357 17	External circlip	1	1	1	
10	AB 1710 34	FR wheel axle assly	1	1	1	
11	01 1701 19	Nut	1	1	1	
12	22 1701 18	Spacer	1	1	1	
13	AB 1710 22	Grease cup nut	1	1	1	
14	AB 1710 23	Cap-FR wheel hub	1	1	1	
15	AB 1710 20	Needle bush	2	2	2	



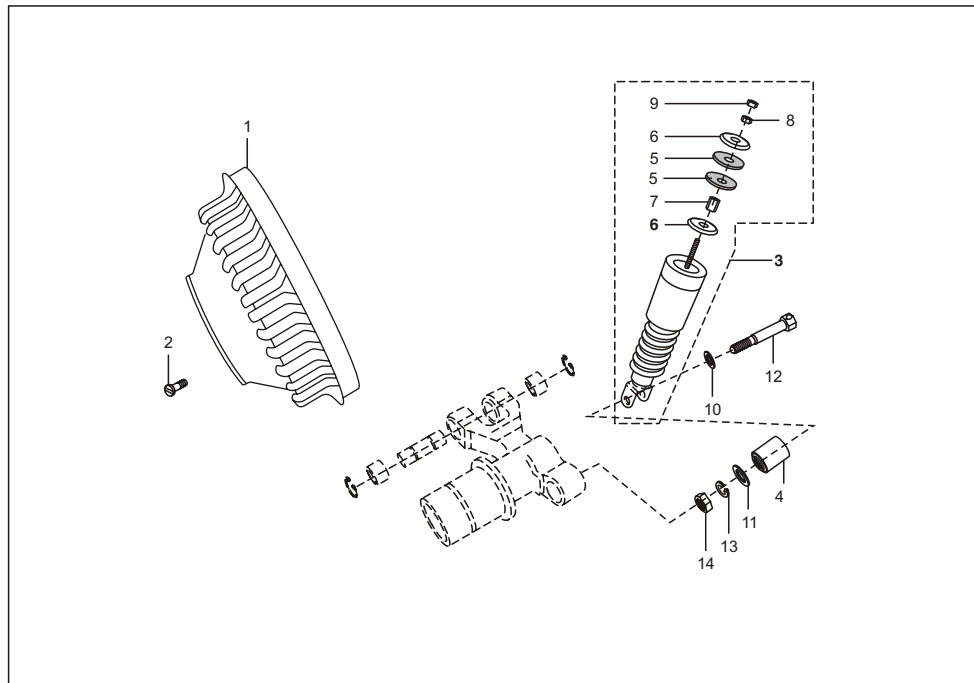
No.	Part No.	Description	Qty/Veh.			Remarks
			PET	CNG	LPG	
16	39 2444 17	Internal circlip	2	2	2	
17	24 1711 29	Pivot pin fr wh hub	1	1	1	
18	39 1828 12	Spring washer	4	4	4	
19	39 0694 15	Hex nut	4	4	4	
20	39 0262 12	Spring washer	1	1	1	Cap mounting
21	39 0230 11	Plain washer	1	1	1	Cap mounting
22	39 0840 01	Screw	1	1	1	Cap mounting
23	AB 1710 37	Washer	2	2	2	
24	36 AB40 01	Kit bush pivot	1	1	1	N.I.
	36 2440 16	Kit Pivot pin with Bush (Increased length)	1	1	1	This kit includes bush needle and pin pivot
25	05 1903 02	Gear Assly. Nylon	1	1	1	N.I.



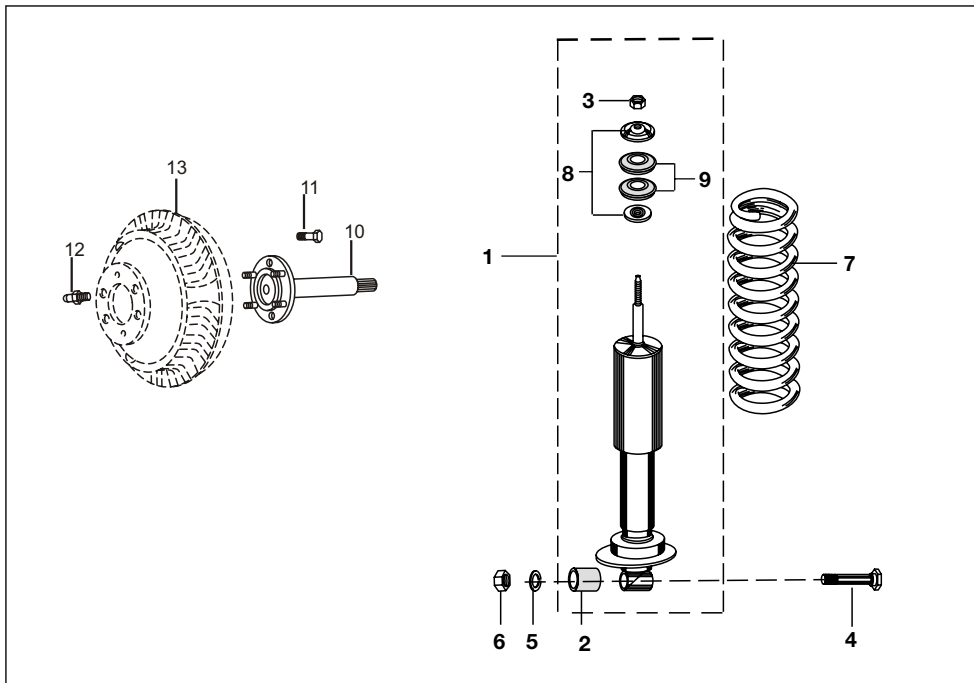
No.	Part No.	Description	Qty/Veh.			Remarks
			PET	CNG	LPG	
1	39 0265 12	Spring washer	2	2	--	
2	24 1702 06	Plate assly sp.mounting upper	1	1	--	
3	24 1702 05	Front suspension spring	1	1	--	
4	22 1710 49	Trunion	1	1	--	
5	39 0119 04	Bolt	1	1	--	
6	24 1702 08	Lower Plate	1	1	--	
7	01 1701 22	'O' ring	2	2	--	
8	39 0217 11	Plain washer	2	2	--	
9	23 1613 05	Grease nipple	1	1	--	
10	01 1010 08	Roller	36	36	--	
11	21 1701 08	Distance piece	1	1	--	
12	39 0294 15	Hex nut	1	1	--	



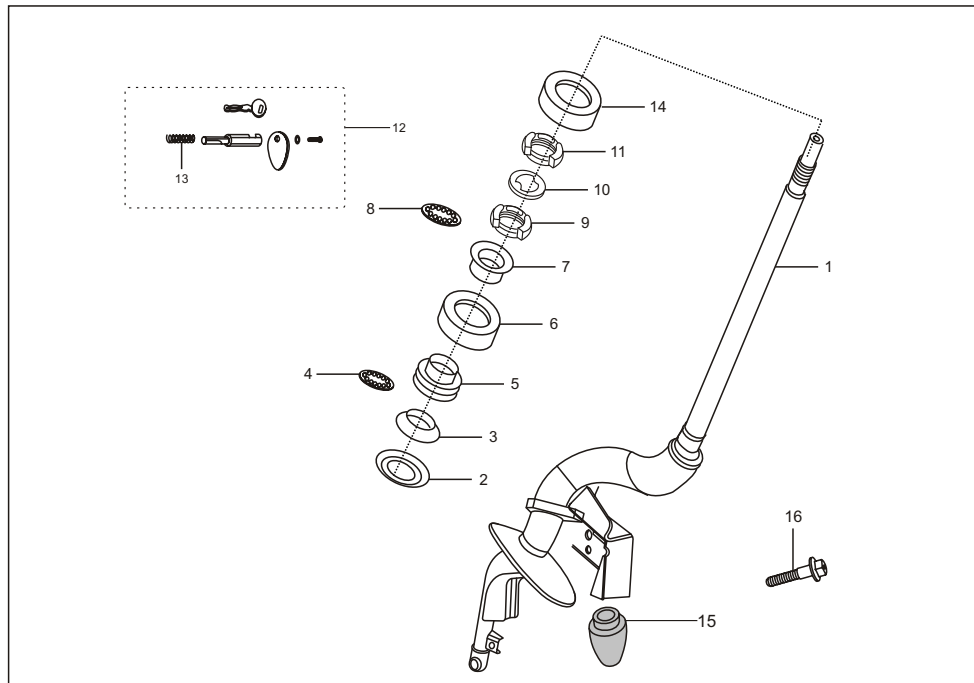
No.	Part No.	Description	Qty/Veh.			Remarks
			PET	CNG	LPG	
1	22 1511 06	Cast iron brake drum	1	1	1	
2	39 0001 01	Slot.csk head screw	2	2	2	
3	24 1711 37	Fr sh. absorber assly comp.	1	1	1	
	AB 1710 44	Fr sh. absorber assly comp.	1	1	1	From chs. no. UWM97636
4	39 0422 15	Nyloc nut	1	1	1	
5	AB 1710 13	Top rubber bush	2	2	2	
6	AB 1710 14	Locating cup rubber bush	2	2	2	
7	AB 1710 15	Spacer nut spring cup	1	1	1	
8	39 0295 15	Hexagoan nut	1	1	1	
9	39 0301 15	Hexagoan nut	1	1	1	
10	39 0543 11	Plain washer	1	1	1	
11	39 1054 11	Plain washer	1	1	1	
12	39 1455 04	Shoulder bolt	1	1	1	
13	39 0789 12	Washer spring	1	1	1	
14	39 0296 15	Hexagon nut	1	1	1	
15	AB 1710 16	Bush	1	1	1	



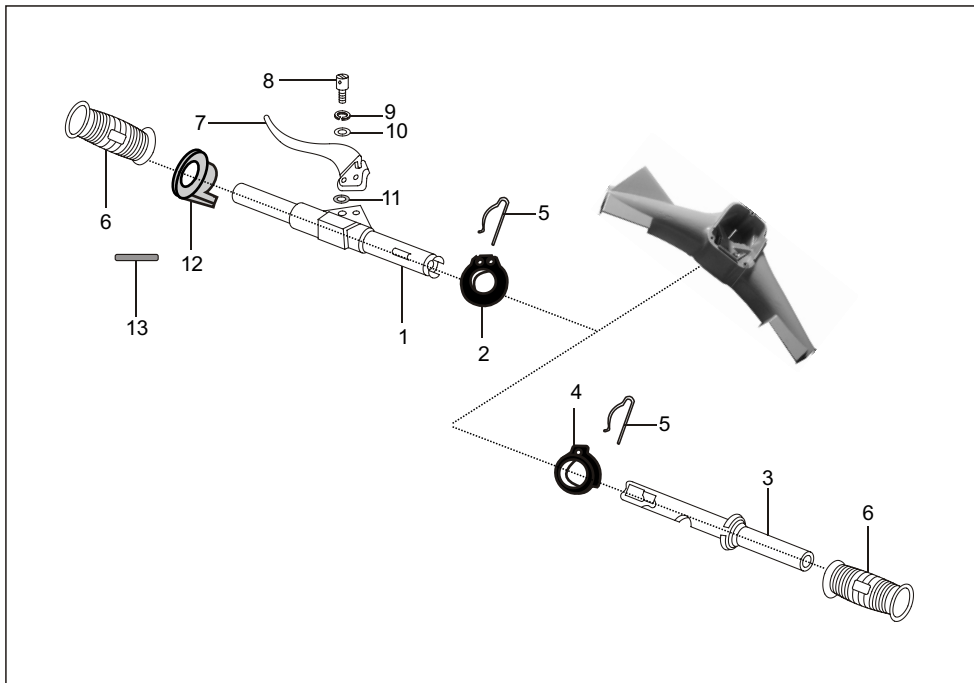
No.	Part No.	Description	Qty/Veh.			Remarks
			PET	CNG	LPG	
1	22 1511 06	Brake drum (C. I.)	1	1	1	
2	39 0001 01	Slot csk hd screw	2	2	2	
3	24 1711 37	Front shock absorber	1	1	1	
4	AB 1710 16	Bush	1	1	1	
5	AB 1710 13	Top rubber bush	2	2	2	
6	AB 1710 14	Locating cup rubber bush	2	2	2	
7	AB 1710 15	Spacer nut spring cup	1	1	1	
8	39 0295 15	Hexagon nut	1	1	1	
9	39 0301 15	Hexagon nut	1	1	1	
10	39 0543 11	Plain washer	1	1	1	
11	39 1054 11	Plain washer	2	2	2	
12	AB 1710 31	Shoulder bolt	1	1	1	
13	39 0789 12	Washer spring	1	1	1	
14	39 0296 15	Hexagon nut	1	1	1	



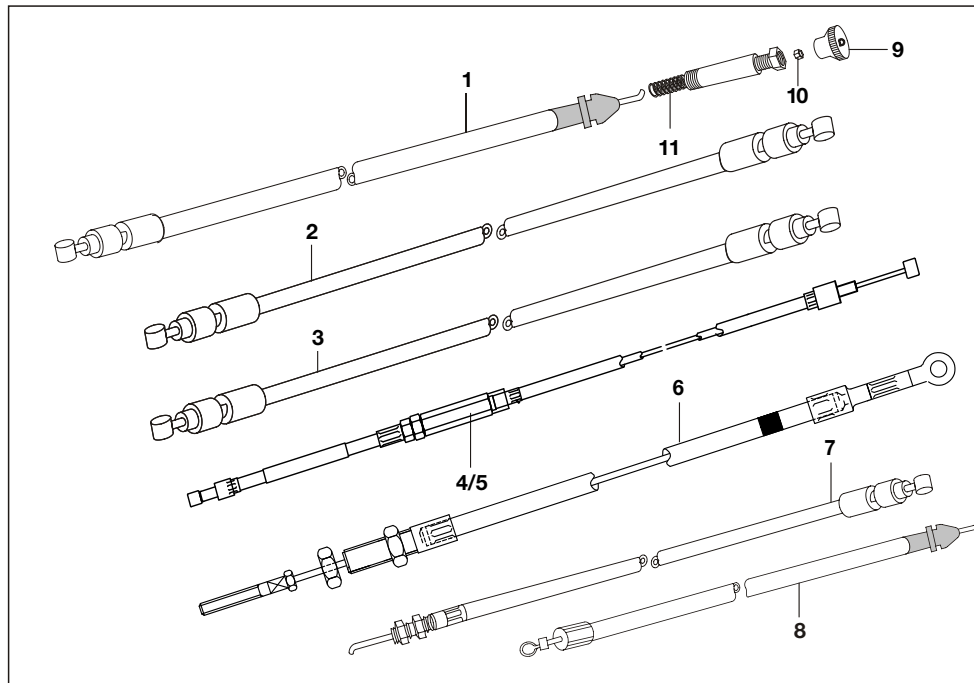
No.	Part No.	Description	Qty/Veh.			Remarks
			PET	CNG	LPG	
1	24 1710 94	Rear shock absorber	2	--	--	
	BA 1710 09	Rear shock absorber	--	2	2	
2	24 1710 49	Mounting rubber with sleeve	2	2	2	
3	39 0467 15	Hexagon nut	2	2	2	
4	24 1705 07	Bolt for shock absorber	2	2	2	
5	39 1827 12	Spring washer	2	2	2	
6	39 0467 15	Nut	2	2	2	
7	BA 1710 05	Rear suspension spring	--	2	2	
	24 1705 08	Rear suspension spring	2	--	--	
8	24 1705 05	Cup washer top side	4	4	4	
9	24 1710 55	Rubber bush	4	4	4	
10	24 1711 18	Rear Axle assly.	2	2	2	
11	22 1704 34	Bolt for rear axle	4	4	4	
12	24 1710 75	Grease nipple	2	2	2	
13	22 1511 06	Brake drum rear	2	2	2	



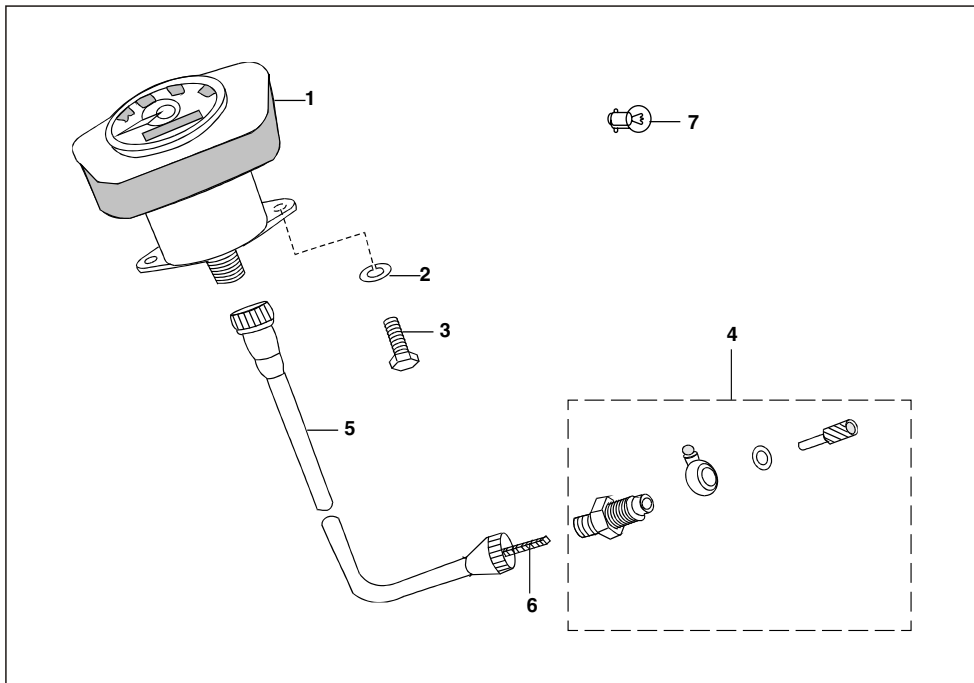
No.	Part No.	Description	Qty/Veh.			Remarks
			PET	CNG	LPG	
1	24 1810 43	Steering column assembly	1	1	1	
2	24 1810 34	Dust cover bottom	1	1	1	
3	AB 1810 11	Bearing race -low inner	1	1	1	
4	AB 1810 12	Steel ball with cage lower	1	1	1	
5	AB 1810 33	Bearing race lower outer	1	1	1	
6	24 1810 33	Dust cover top bearing	1	1	1	
7	24 1810 46	Bearing race Upper inner	1	1	1	
8	AB 1810 17	Steel ball with nylon cage upper	1	1	1	
9	AB 1810 19	Bearing race-upper outer	1	1	1	
10	AB 1810 20	Spacer washer bearing	1	1	1	
11	AB 1810 21	Nut Lock ring	2	2	2	
12	24 1810 32	Steering lock with key	1	1	1	
13	06 1803 03	Spring	1	1	1	
14	24 1614 43	Dust cover	1	1	1	
15	22 1810 44	Buffer rubber	1	1	1	
16	24 1711 17	Bolt pre coated	1	1	1	



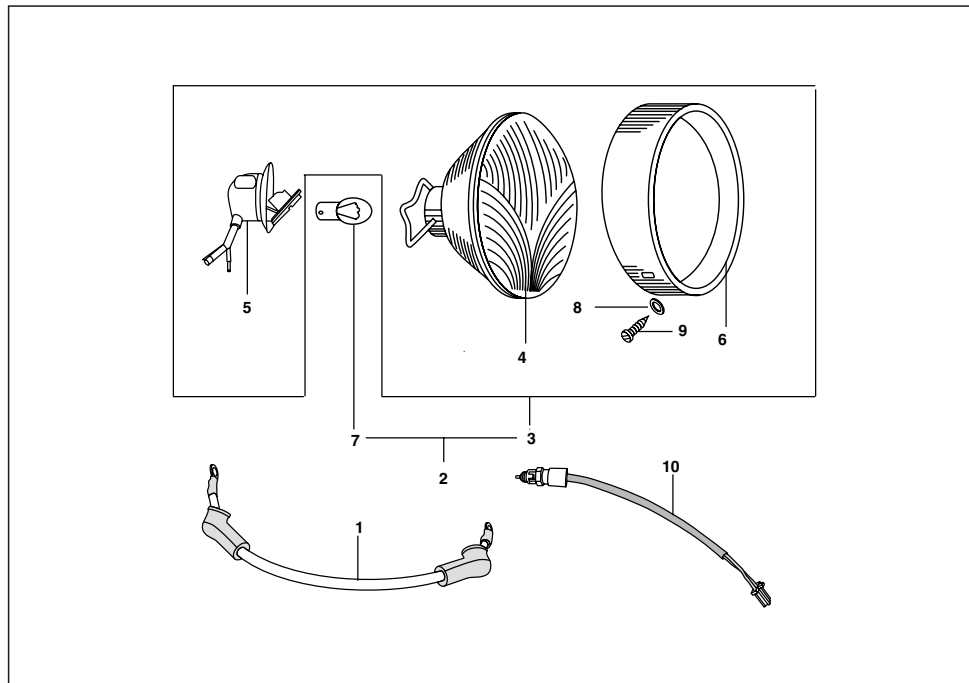
No.	Part No.	Description	Qty/Veh.			Remarks
			PET	CNG	LPG	
1	24 1910 96	Tube assembly gear control	1	1	1	
2	24 1911 00	Pulley gear control	1	1	1	
3	24 1910 98	Tube assly.comp.-throtl.	1	1	1	
4	24 1911 01	Pulley gas control	1	1	1	
5	CM 1910 49	Spring clip	2	1	1	For fitment of pulley control
6	06 1910 89	Hand grip	2	2	2	
7	AA 1910 32	Clutch lever	1	1	1	
8	24 1911 05	Special screw	1	1	1	
9	01 1902 05	Spring washer	1	1	1	
10	03 1902 06	Plain washer	1	1	1	
11	03 1902 04	Spacer washer	1	1	1	
12	24 1910 99	Ring gear indicator	1	1	1	
13	LH C000 01	Spring clip	1	1	1	



No.	Part No.	Description	Qty/Veh.			Remarks
			PET	CNG	LPG	
1	AF 1910 05	Choke cable comp	1	1	1	
2	AF 1910 05	Acceleration cable assly.	1	1	1	
3	AA 1910 77	Clutch Cable assly.	1	1	1.	
4	BA 1910 51	Gear Cable assly.	1	1	1	White
5	BA 1910 52	Gear Cable assly.	1	1	1	Black
6	BG 1318 02	Cable Assly. H/Br. Front	1	1	1	
7	24 1510 59	Cable Assly. H/Br. Rear LH	1	1	1	
	24 1510 60	Cable Assly. H/Br. Rear RH	1	1	1	
8	AA 1910 68	Rev. Cable assly.	1	1	1	
9	AL 1910 39	Knob	1	1	1	
10	39 0291 15	Nut	1	1	1	
11	AL 1910 26	Release Spring	1	1	1	

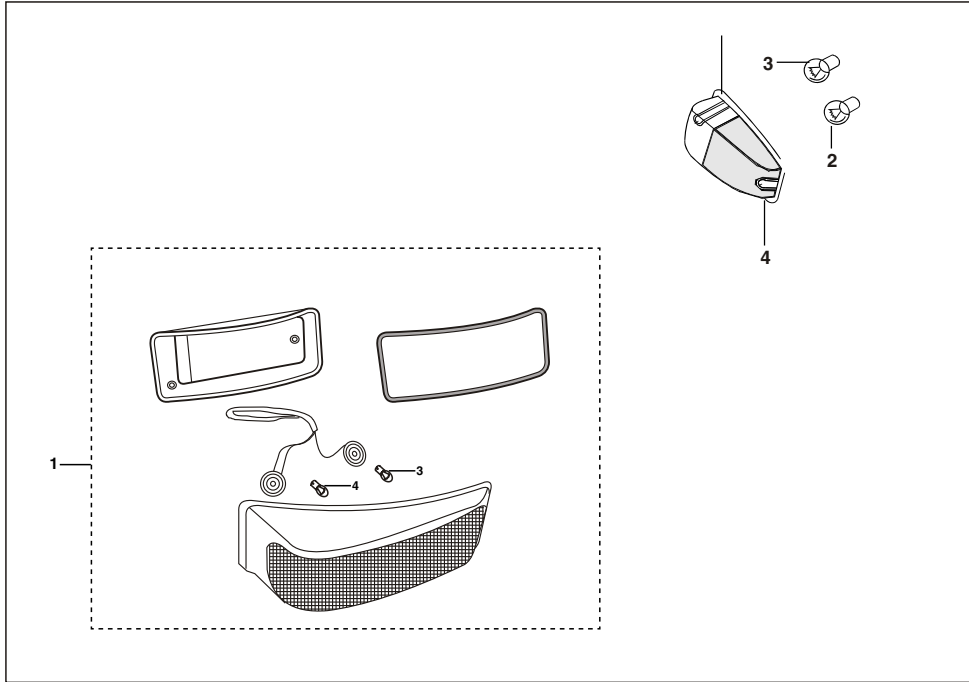


No.	Part No.	Description	Qty/Veh.			Remarks
			PET	CNG	LPG	
1	24 1911 08	Speedometer complete / lamp	1	1	1	
2	39 0262 12	Spring washer	2	2	2	
3	39 1350 01	Hexagon screw	2	2	2	
4	05 1903 01	Speedometer drive complete	1	1	1	
5	22 1910 96	Speedometer cable complete	1	1	1	
6	22 1910 97	Speedometer cable inner	1	1	1	
7	25 1910 54	Lamp 12V 2w	1	1	1	



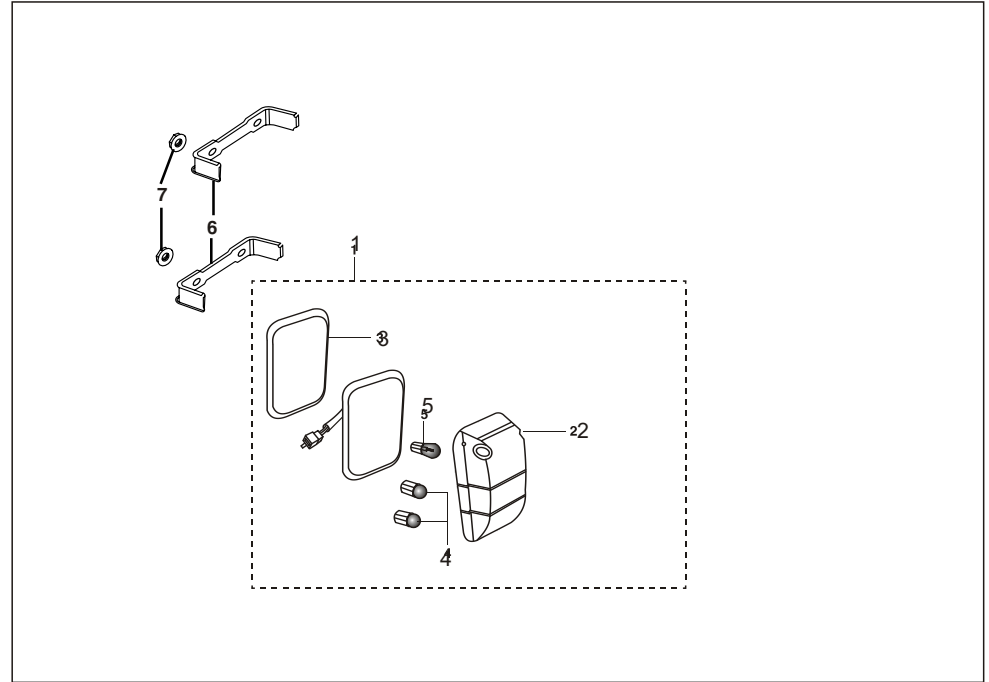
No.	Part No.	Description	Qty/Veh.			Remarks
			PET	CNG	LPG	
1	AJ 2010 13	Cable assly red	1	1	1	
	AM 2010 24	Cable assly red	--	1	1	
2	AB 2010 72	Head light comp with lamp	1	1	1	
3	AB 2010 73	Head light assly.	1	1	1	w/o lamp
4	06 2012 04	Reflector assly.	1	1	1	
5	06 2013 96	Lamp holder assly.	1	1	1	
6	AB 2010 68	Head light rim	1	1	1	
7	25 2010 09	Lamp 12V 35/35 W	2	2	2	
8	01 2002 13	Cup washer	2	2	2	
9	39 0006 01	CSK / Round head screw	2	2	2	
10	AB 2010 75	Rear brake switch	1	1	1	
11	AA 2012 35	Wiring harness (Front)	1	--	--	
	AA 2012 57	Wiring harness front	1	--	--	For Modified Switch 9 pole coupler from Chs. no. UWL64833
	AF 2011 62	Wiring harness (Front)	--	1	1	
12	AA 2012 36	Wiring harness (Chassis)	1	--	--	
	AF 2011 63	Wiring harness (Chassis)	--	1	1	

Plate No. 55 : FRONT LIGHT ASSEMBLY

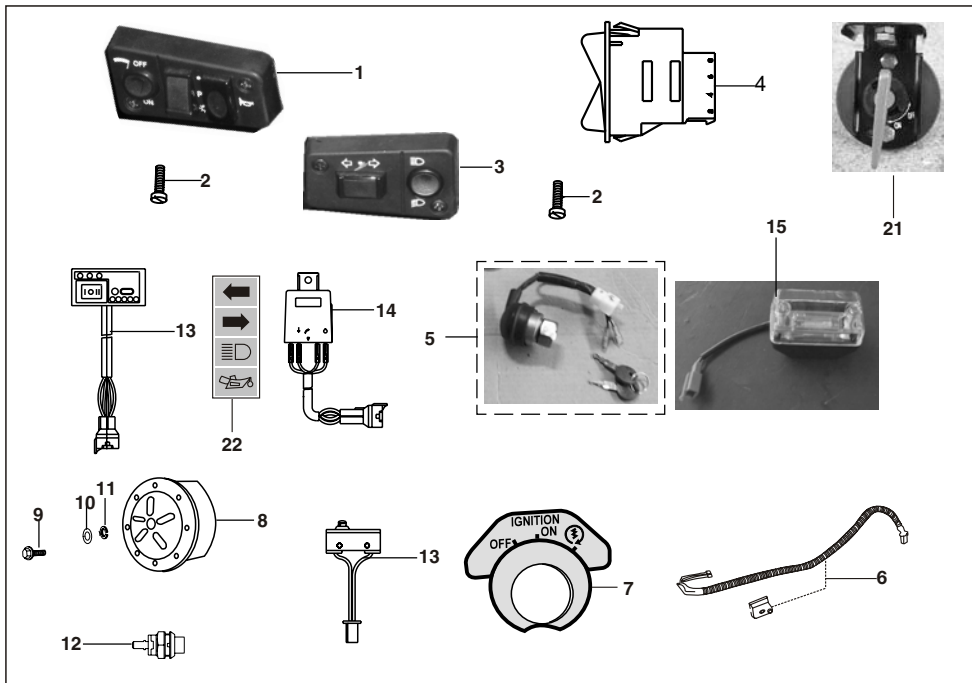


No.	Part No.	Description	Qty/Veh.			Remarks
			PET	CNG	LPG	
1	AA 2010 91	Front light assly. LH	1	1	1	
	AA 2010 93	Front light assly. RH	1	1	1	
2	06 2010 83	Lamp 12v 10w	2	2	2	For side indicator
3	06 2010 82	Lamp 12v 5w	2	2	2	
4	22 2005 21	Glass	2	2	2	For BA201047

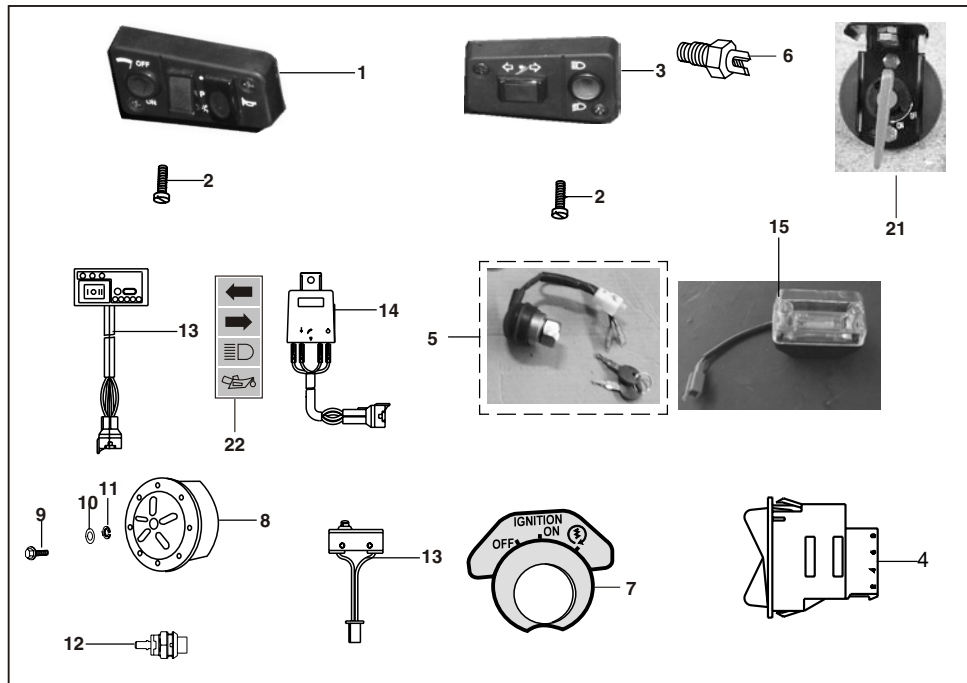
Plate No. 56 : TAIL LAMP ASSLY



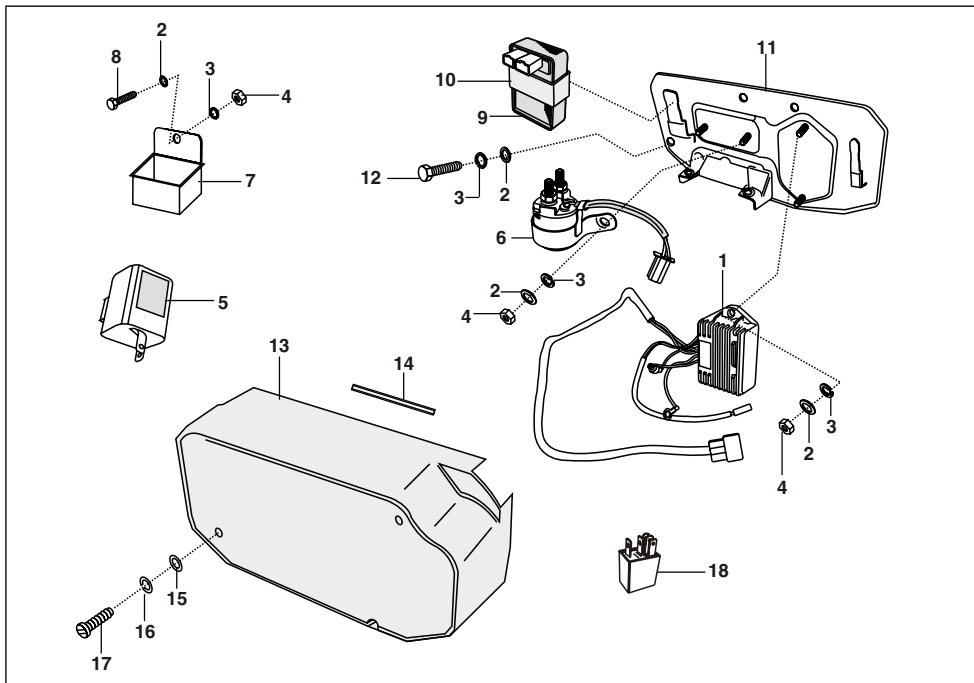
No.	Part No.	Description	Qty/Veh.			Remarks
			PET	CNG	LPG	
1	AA 2011 57	Tail light LH with lamp	1	1	1	Stop lamp 21 W
	AA 2011 60	Tail light RH with lamp	1	1	1	Stop lamp 21 W
2	AA 2011 61	Lens tail lamp LH	1	1	1	
	AA 2010 70	Lens tail light RH	1	1	1	
3	AC 2010 21	Packing for tail light LH & RH	2	2	2	
4	06 2010 83	Lamp 12v 5w	4	4	4	For side & reverse lamp
5	AA 2012 27	Lamp 12v 18/5w	2	2	2	For stop tail
6	AA 2010 90	Bkt for tail lamp	4	4	4	
7	39 0798 15	Flange nut	8	8	8	



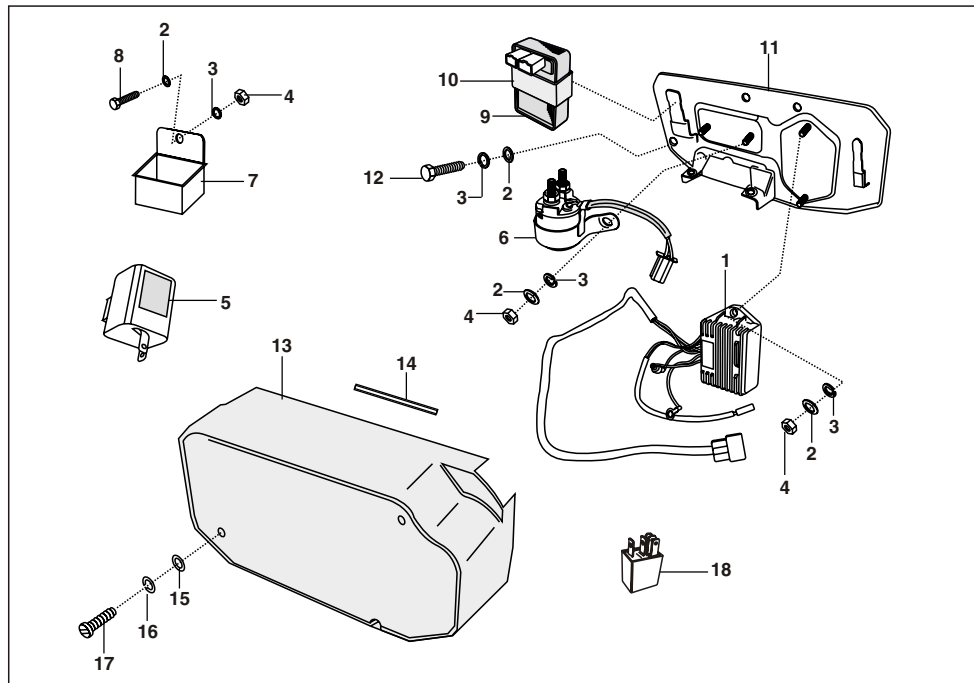
No.	Part No.	Description	Qty/Veh.			Remarks
			PET	CNG	LPG	
1	AL 2010 61	Control switch RH	1	1	1	(9 pole coupler) from Chs. no. UWL64833
	AA 2010 66	Control switch RH	1	1	1	
2	39 1403 01	Slotted cheese head screw	2	2	2	
3	AL 2010 60	Control switch LH	1	1	1	
4	AB 2010 77	Hazard switch	1	1	1	
5	AF 2011 31	On-off parking switch	1	1	1	4 pole coupler
6	24 2014 21	Reverse switch & Cable Assly	1	1	1	
7	AP 2010 12	Label On-off parking switch	1	1	1	(Parking)
8	AA 2012 39	Horn (DC) Transil Diode	1	1	1	
9	39 1698 01	Self tapping screw	2	2	2	For mounting horn
10	39 0197 11	Plain washer	2	2	2	For mounting horn



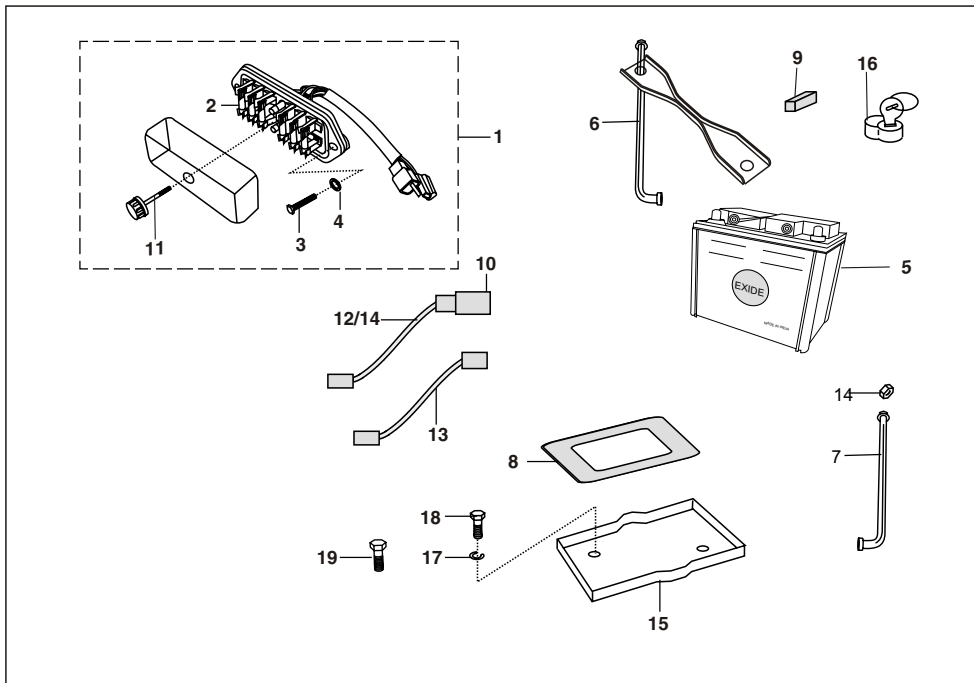
No.	Part No.	Description	Qty/Veh.			Remarks
			PET	CNG	LPG	
11	39 0262 12	Spring washer	2	2	2	For mounting horn
12	AF 2010 35	Start button	1	1	1	
13	AF 2010 15	Micro switch	--	1	--	} N.I For micro switch.
14	AM 2010 10	Car safety	--	--	1	
15	AF 2010 81	Cabin light assly.	1	1	1	
16	39 1205 01	Chesse head screw	4	4	4	} Mtg. of engine cabin light. } N.I
17	39 0375 11	Plain washer	4	4	4	
18	39 1831 12	Spring washer	4	4	4	} N.I For micro switch.
19	39 0375 11	Plain washer	--	1	--	
20	39 1241 01	Screw pan cross	--	1	--	
21	AF 2011 67	Battery Cut off switch	--	1	1	} N. I.
22	AA 2011 71	Assly light indicator	1	1	1	
23	30 2010 84	lamp 12v 2w	4	4	4	
24	AF 2011 14	Cable assly. battery cut Off S/w	1	1	1	



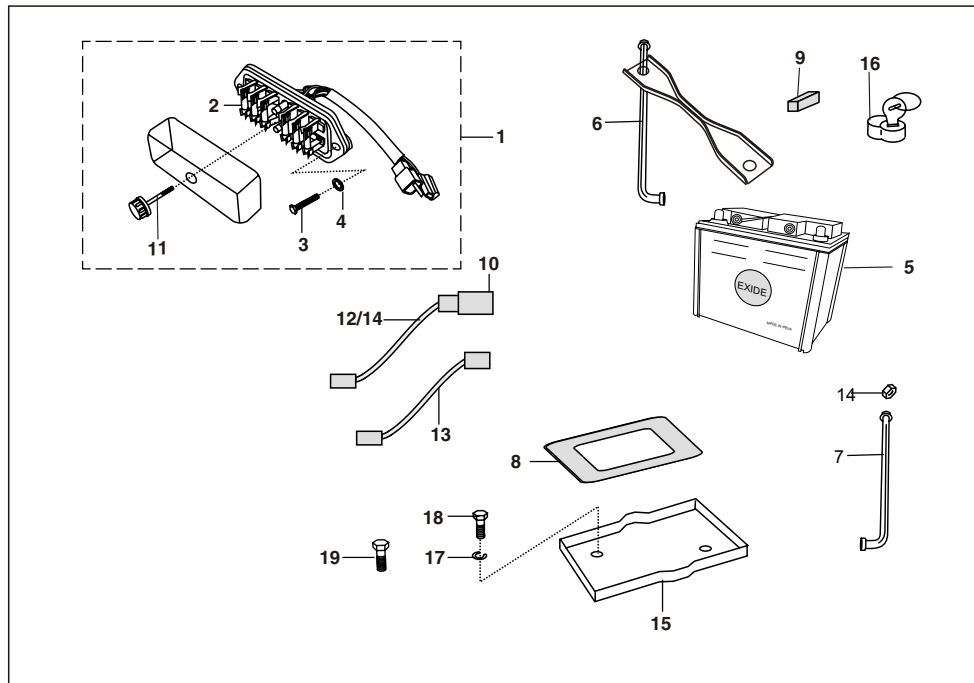
No.	Part No.	Description	Qty/Veh.			Remarks
			PET	CNG	LPG	
1	AF 2010 36	Assly. regulator	1	1	1	For Mounting regulator, starter relay & Ele. units mounting plate
2	39 0198 11	Plain washer	8	8	8	
3	39 0263 12	Spring washer	8	8	8	
4	39 0291 15	Hex nut	5	5	5	
5	AB 2010 76	Assembly D.C. Flasher	1	1	1	
6	AA 2010 12	Starter relay	1	1	1	
7	BA 2010 23	Box (couplers joint)	1	1	1	
8	39 0071 04	Hex head screw	1	1	1	
9	AA 1111 10	Digital CDI with starter interlock	1	-	-	
10	AN 1110 14	DC ignitor and gas controller	-	1	1	
	AB 1110 11	Damper	1	1	1	



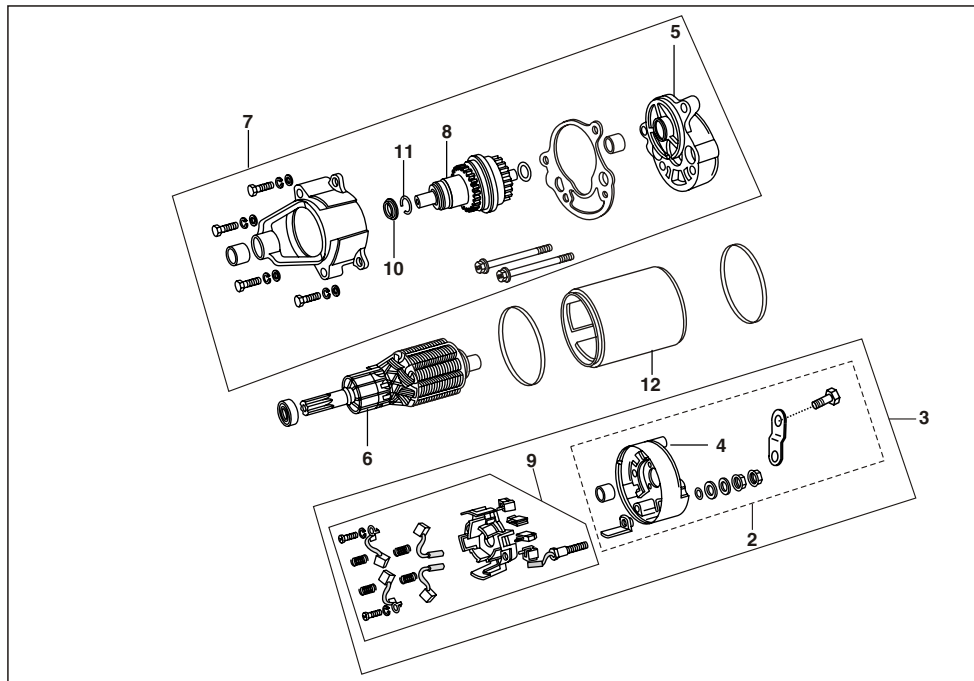
No.	Part No.	Description	Qty/Veh.			Remarks
			PET	CNG	LPG	
11	AA 1610 60	Plate assly.mtg. electrical units	1	1	1	For Plate assly mounting on chassis
12	39 0944 04	Bolt	3	3	3	
13	AA 1610 80	Cover - plate electrical unit	1	1	1	
14	AA 1610 81	Packing - cover	1	1	1	
15	39 0239 11	Plain washer	2	2	2	
16	39 0732 12	Spring washer	2	2	2	
17	39 0696 01	Slotted ch.hd.screw	2	2	2	
18	AL 2010 12	Starter interlock Relay	1	1	1	



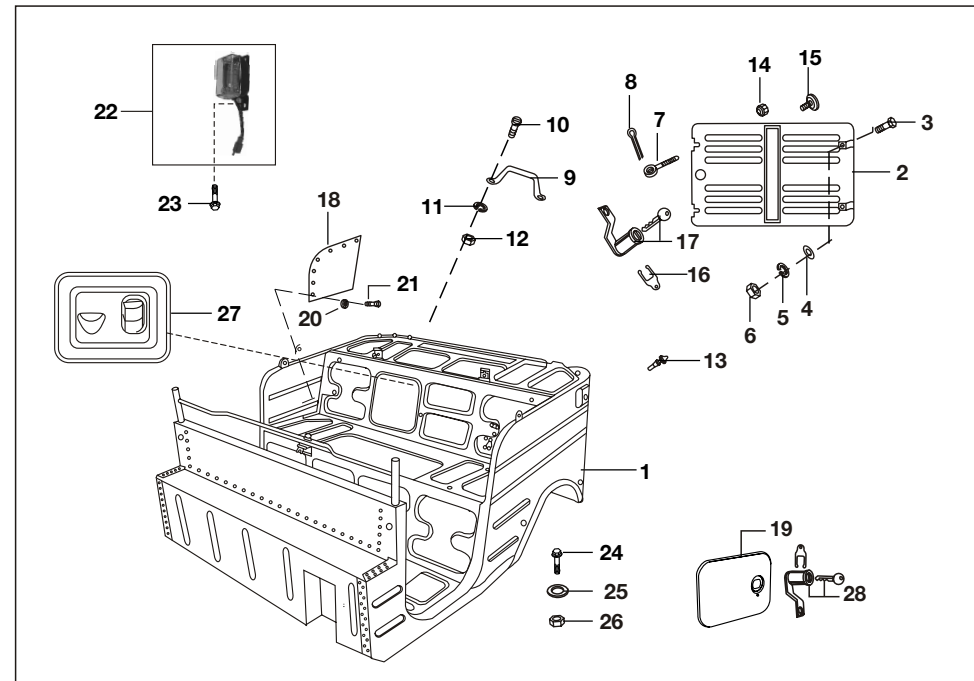
No.	Part No.	Description	Qty/Veh.			Remarks
			PET	CNG	LPG	
1	AA 2011 90	Fuse box assly	1	--	--	
	AF 2011 41	Fuse box assly	--	1	--	
2	AK 2010 12	Fuse 10A (blade type)	8	8	8	Spare fuse
3	39 1063 01	Hexagon screw	2	2	2	
4	39 0198 11	Plain washer	2	2	2	
5	BA 2010 67	Battery 12 V - 32 Ah	1	1	1	Dry Charge
6	AN 1610 74	Calmp assly battery	1	1	1	
7	AN 1610 75	Tie rod	1	1	1	



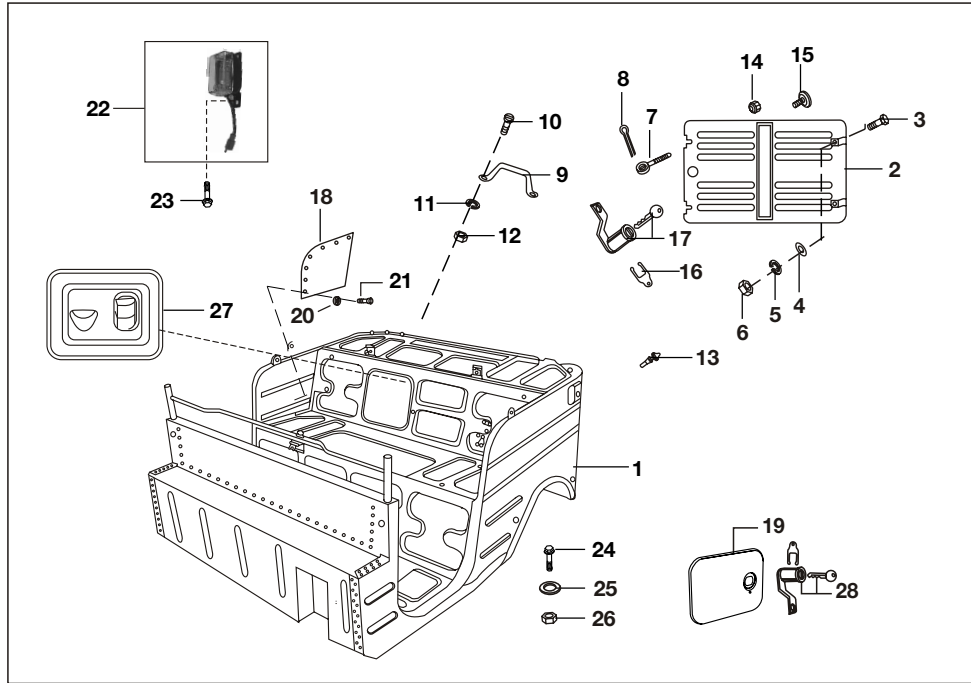
No.	Part No.	Description	Qty/Veh.			Remarks
			PET	CNG	LPG	
8	BA 1610 29	Packing battery base	1	1	1	
9	22 2010 06	Packing battery clamp	1	1	1	
10	AB 2010 17	Cap (Battery)	1	1	1	
11	01 1401 17	Knob	1	1	1	
12	BA 2010 24	Cable assly red	1	1	1	
13	BA 2010 25	Cable assly black	1	1	1	
14	39 0956 15	Hex nut	1	1	1	
15	BG 1138 05	Tray Battery	1	1	1	
16	AL 1613 60	Lock battery with key	1	1	1	
17	39 0265 12	Spring washer	1	2	2	
18	39 0119 04	Bolt	1	2	2	
19	39 0897 04	Bolt hex. head	1	1	1	For Batt. negative earth on eng.



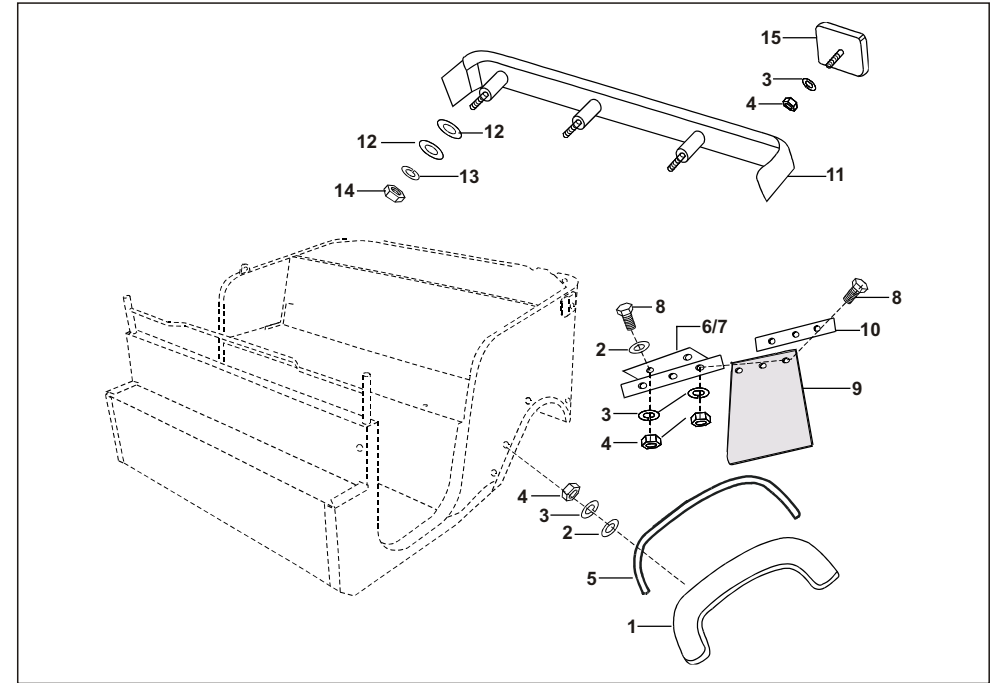
No.	Part No.	Description	Qty/Veh.			Remarks
			PET	CNG	LPG	
1	AA 1110 92	Starter motor	1	1	1	(Mitsuba)
2	AA 1110 93	Fixing bkt. assly	1	1	1	(Sintered Bush length increased)
3	AA 1110 79	Cover assly end cover	1	1	1	
4	AA 1110 80	Bracket end cover	1	1	1	
5	AA 1110 81	Bracket assly intermediate	1	1	1	
6	AA 1110 82	Armature assly	1	1	1	
7	AA 1110 94	Gear shaft assly	1	1	1	
8	AA 1110 95	Gear shaft unit	1	1	1	
9	AA 1110 85	Brush box assly kit	1	1	1	
10	AA 1110 86	Spring pinion return	1	1	1	
11	AA 1110 87	Circlip drive assly	1	1	1	
12	AB 1111 07	Yoke and magnet assly	1	1	1	



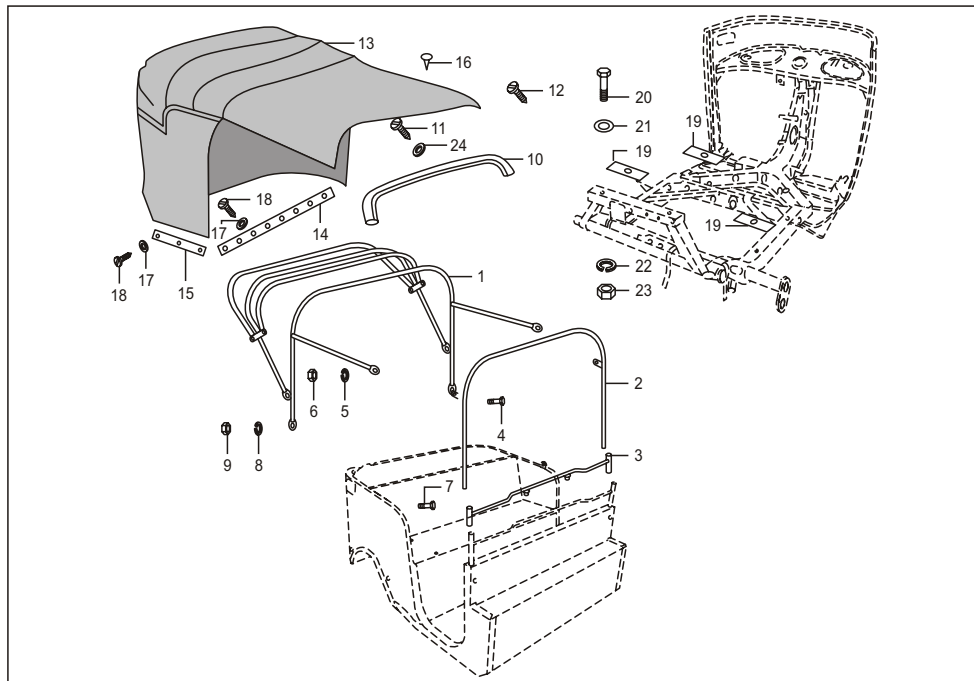
No.	Part No.	Description	Qty/Veh.			Remarks
			PET	CNG	LPG	
1	52 AA03 10	Body assembly complete (ED Coated)	1	--	--	
	52 AF00 84	Body assembly complete (ED Coated)	--	1	1	
2	BA 2310 58	Rear door assembly	1	1	1	
3	39 0096 04	Bolt	2	2	2	
4	39 0199 11	Plain washer	2	2	2	
5	39 1825 12	Spring Washer	2	2	2	
6	39 0293 15	Hexagon nut	2	2	2	
7	01 1401 16	Tie rod	2	2	2	
8	39 0147 08	Split pin	2	2	2	
9	22 2301 40	Handle	2	2	2	
10	39 0044 01	Screw	4	4	4	
11	39 1830 12	Spring washer	4	4	4	
12	39 0291 15	Hexagon nut	4	4	4	
13	24 2301 98	Rubber pad	4	4	4	
14	24 2312 45	Knob for rear door	2	2	2	
15	24 2301 76	Knob complete	1	1	1	



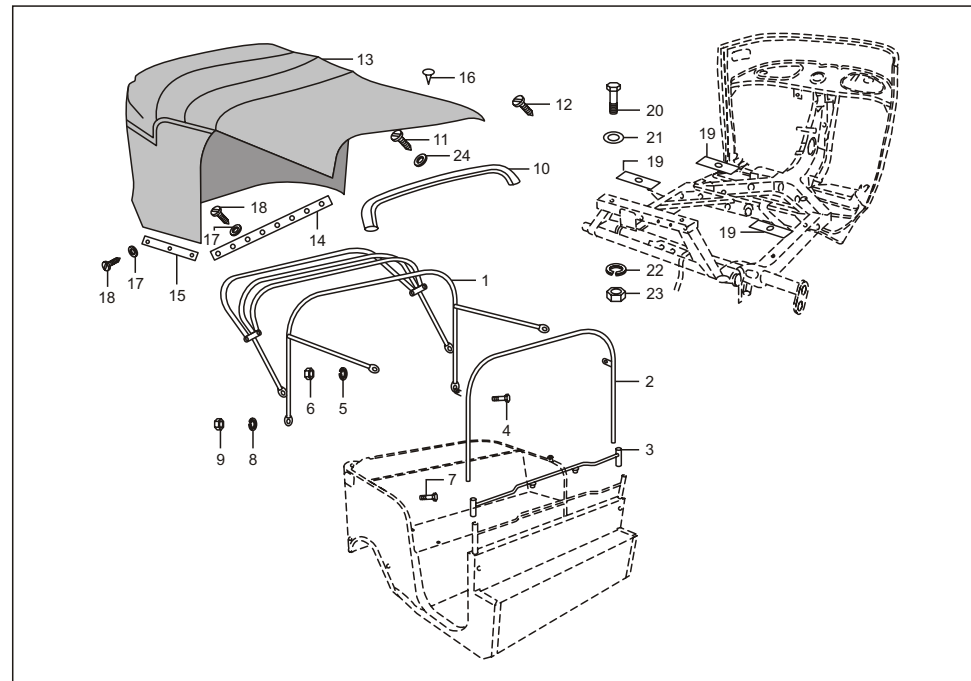
No.	Part No.	Description	Qty/Veh.			Remarks
			PET	CNG	LPG	
16	01 1607 17	Lock clip	1	1	1	
17	24 2301 97	Lock for Door	1	1	1	
18	24 2314 99	Side panel cover	2	2	2	
19	AF 2310 73	Door assly. gas fill	--	1	1	
20	39 0365 13	Cup washer	12	12	12	
21	39 0364 02	Slotted pan he. tapping screw	12	12	12	
22	AF 2010 81	Engine Cabin light.	1	1	1	
23	39 2208 04	Flange bolt	2	2	2	
24	39 1681 04	Flange bolt	8	8	8	For Body mtg.
25	39 0230 11	Plain washer	8	8	8	For Body mtg.
26	39 2479 15	Flange nut	8	8	8	For Body mtg.
27	AP 2310 21	Plate assly air intake	1	1	1	
28	36 AA40 15	Kit Lock Fuel filling door with Key	1	1	1	
29	AA 2311 17	Door Assly. side filling	1	--	--	
30	24 2314 73	Matting Rear	1	1	1	N.I.



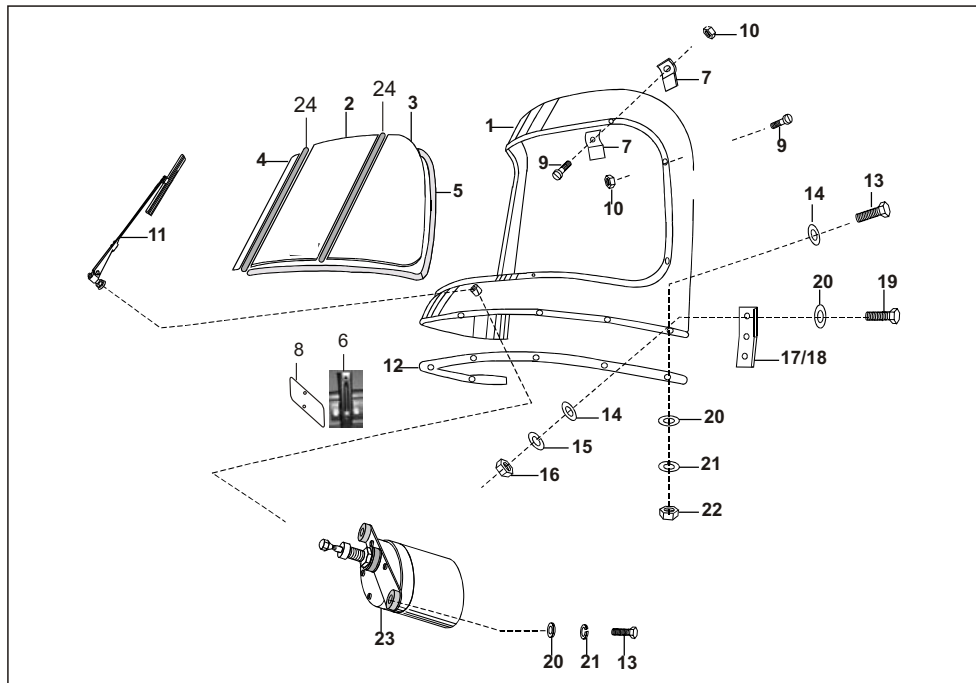
No.	Part No.	Description	Qty/Veh.			Remarks
			PET	CNG	LPG	
1	52 2100 40	Rear mudguard assly	2	2	2	
2	39 0197 11	Plain washer	12	12	12	
3	39 0262 12	Spring washer	20	20	20	
4	39 0291 15	Hex nut	20	20	20	
5	25 2310 64	Beading for rear mudguard	2	2	2	
6	24 2310 90	Angle RH	1	1	1	
7	24 2310 91	Angle LH	1	1	1	
8	39 0071 04	Hex. Screw	10	10	10	
9	24 2301 85	Mud flap	2	2	2	
10	24 2311 57	Strip rear mudguard flap	2	2	2	
11	52 2403 95	Bumper assly	1	1	1	Yellow Color Black Color
	52 2403 93	Bumper assly	1	1	1	
12	39 0230 11	Plain washer	6	6	6	
13	39 0265 12	Spring washer	3	3	3	
14	39 0294 15	Nut	3	3	3	
15	AA 201148	Reflector reflex	2	2	2	



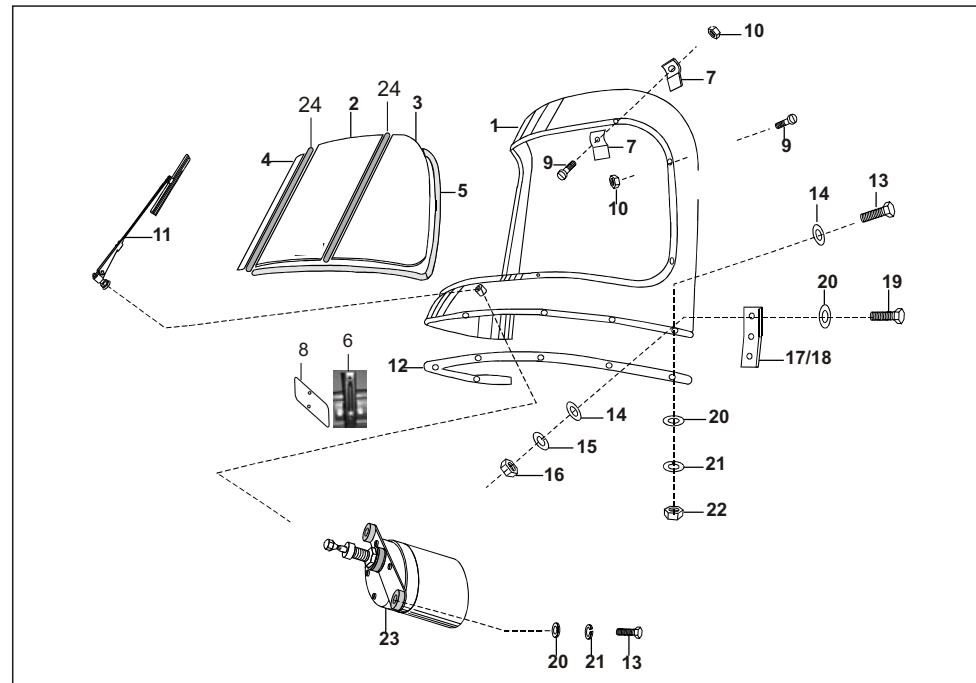
No.	Part No.	Description	Qty/Veh.			Remarks
			PET	CNG	LPG	
1	24 2304 01	Hood frame assembly	1	1	1	
2	24 2304 09	Hood pipe assembly	1	1	1	
3	24 2313 67	Support assly top	1	1	1	
4	39 0080 04	Screw	4	4	4	
5	39 1828 12	Spring washer	2	2	2	
6	39 0694 15	Hex nut	2	2	2	
7	39 1379 04	Bolt	2	2	2	
8	39 1830 12	Spring washer	2	2	2	
9	39 0291 15	Hex lock nut	2	2	2	
10	22 2311 55	Hood stick assembly	1	1	1	
11	39 0372 16	Red button	19	19	19	
12	39 1159 02	Screw	7	7	7	
13	24 2315 47	Hood comp Black	1	1	1	
	AA 2311 95	Hood comp White	1	1	1	
	AF 2311 95	Hood comp Green	--	1	--	



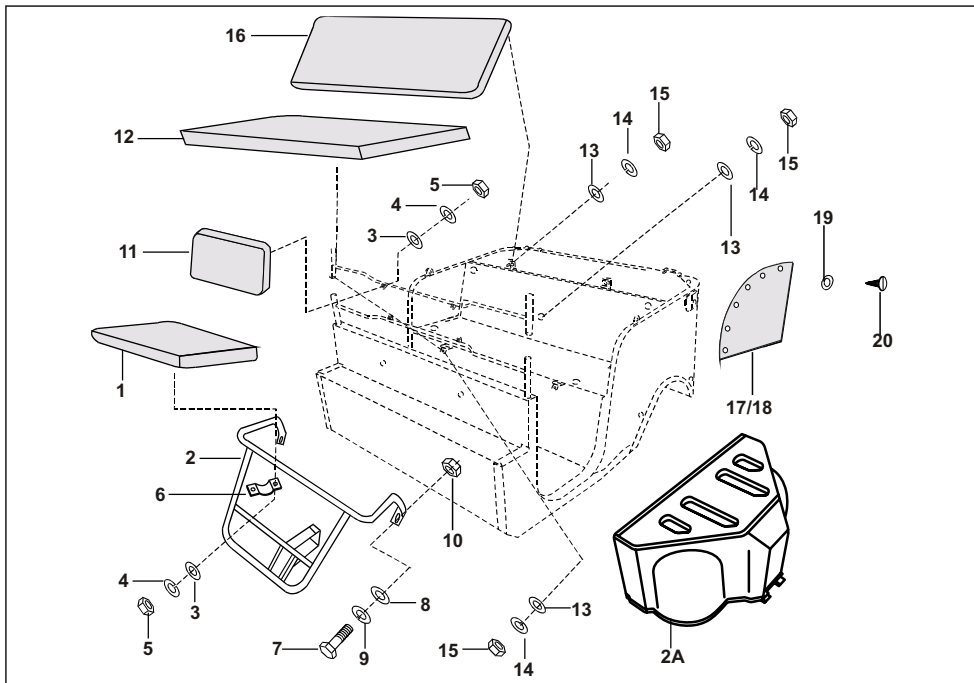
No.	Part No.	Description	Qty/Veh.			Remarks
			PET	CNG	LPG	
14	24 2304 17	Stripe hood fixing RR	1	1	1	
15	BA 2310 38	Stripe hood fixing	2	2	2	
16	39 0371 18	Tekas	8	8	8	
17	39 0365 13	Cup washer	27	27	27	
18	39 0364 02	Slot PN HD tap screw	27	27	27	
19	24 2313 36	Packing	8	8	8	
20	39 1681 04	Hexagon screw	8	8	8	For mtg. passenger body on chassis.
21	39 0230 11	Plain washer	8	8	8	
22	39 1828 12	Spring washer	8	8	8	
23	39 2489 15	Nut	8	8	8	
24	01 1106 09	Plain washer	7	7	7	



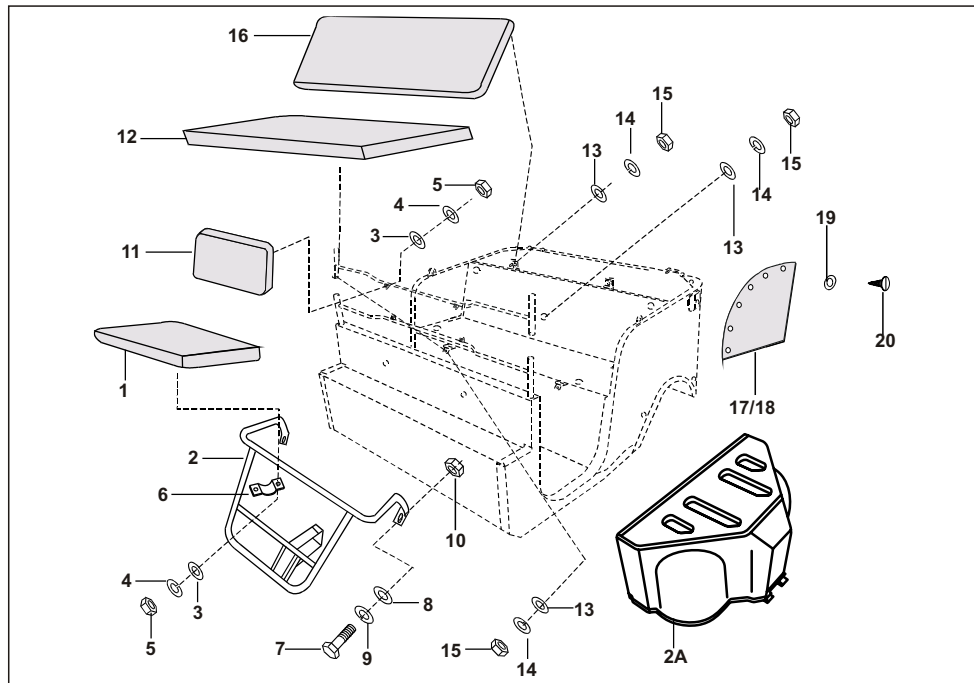
No.	Part No.	Description	Qty/Veh.			Remarks
			PET	CNG	LPG	
1	52 2406 01	Windshield assly/top	1	1	1	
2	22 2312 28	Glass central Transparent	1	1	1	
3	24 2314 52	Side Glass LH	1	1	1	
4	24 2314 53	Side Glass RH	1	1	1	
5	22 2311 42	Rubber beading	1	1	1	
6	22 1612 38	bracket for no. plate	1	1	1	
7	22 2312 80	Support Plate for Glass	8	8	8	
8	22 1612 21	Number plate	1	1	1	
9	39 0074 04	Round head Screw	8	8	8	
10	39 0287 15	Hex nut	8	8	8	
11	22 2306 35	Wiper assly	1	1	1	
12	AL 2412 85	Rubber packing	1	1	1	
13	39 0085 04	Bolt	9	9	9	
14	39 0258 11	Plain washer	18	18	18	
15	39 1830 12	Spring washer	9	9	9	



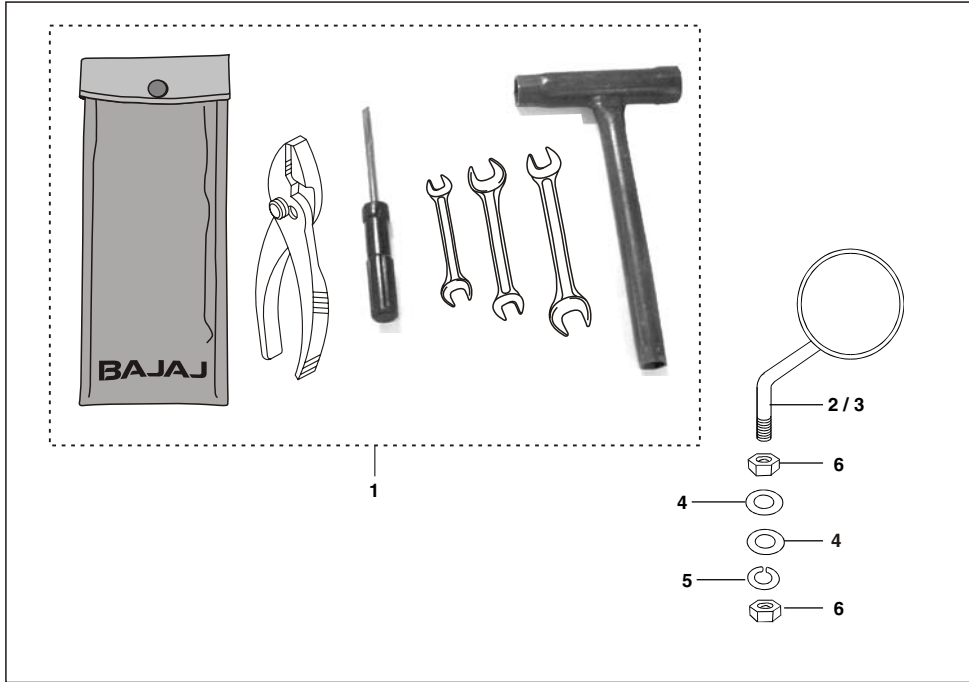
No.	Part No.	Description	Qty/Veh.			Remarks
			PET	CNG	LPG	
16	39 0291 15	Hex nut	9	9	9	
17	AB 2310 09	Joint plate LH	1	1	1	
18	AB 2310 08	Joint plate RH	1	1	1	
19	39 0071 04	Bolt	6	6	6	
20	39 0197 11	Plain washer	14	14	14	
21	39 0262 12	Spring washer	8	8	8	
22	39 0291 15	Hex nut	6	6	6	
23	24 2014 08	Wiper motor	1	1	1	
24	24 2314 84	Vertical Stripe	2	2	2	



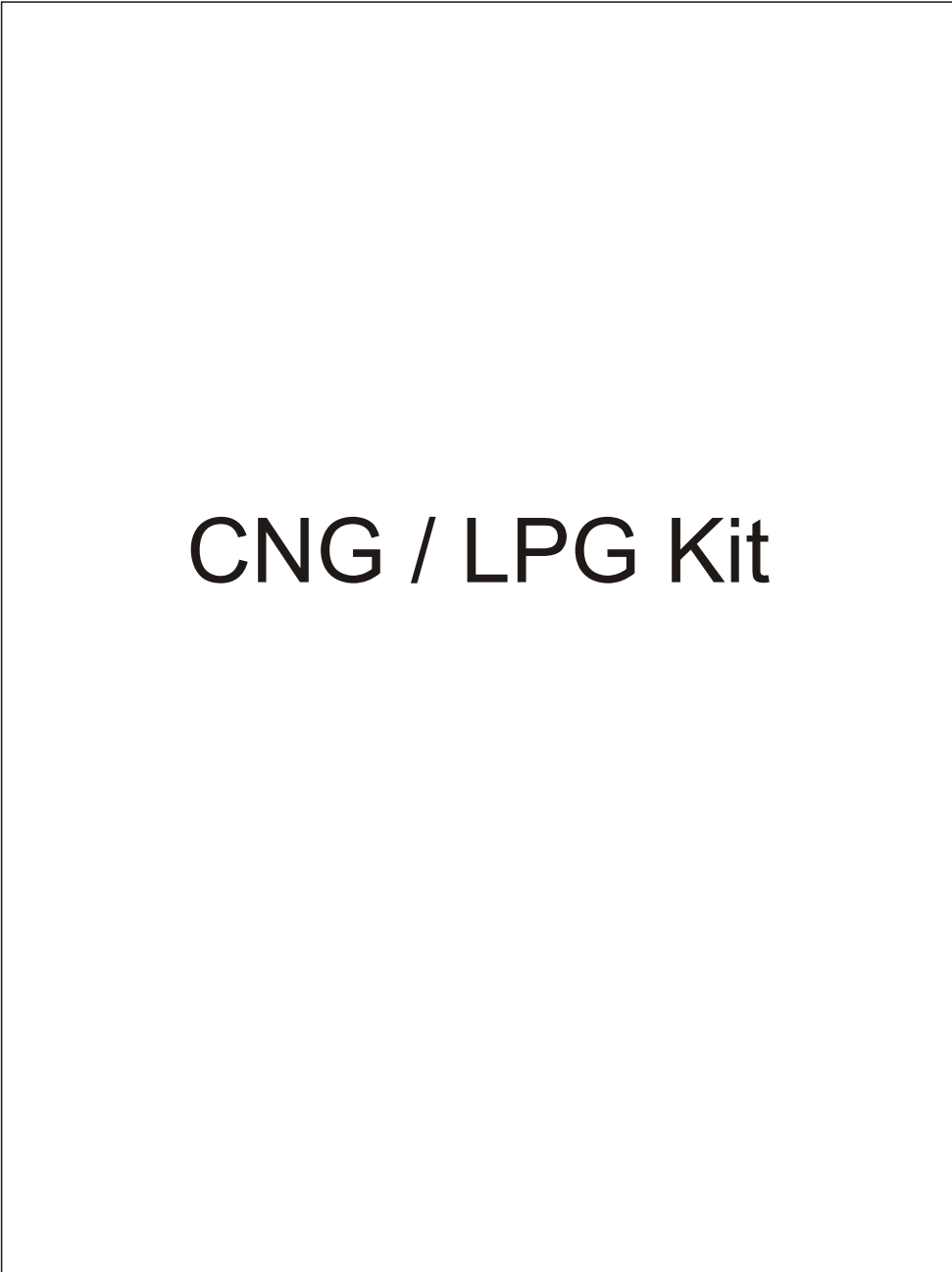
No.	Part No.	Description	Qty/Veh.			Remarks
			PET	CNG	LPG	
1	AA 2311 40	Driver seat assly (Black)	1	1	1	
2	24 1614 10	Frame assly driver seat	1	1	1	
2A	AM 1610 08	Frame assly driver seat	--	--	1	Cylinder at front side
3	39 0197 11	Plain washer	8	8	8	
4	39 0262 12	Spring washer	8	8	8	
5	39 0291 15	Hex nut	8	8	8	
6	24 23 1146	Clip	2	2	2	
7	39 2481 04	Bolt	2	2	2	
8	39 0230 11	Plain washer	2	2	2	
9	39 0265 12	Spring washer	2	2	2	
10	39 2479 15	Nut	2	2	2	
11	AF 2310 78	Driver back rest assly (Black)	1	1	1	
12	AF 2310 79	Passenger seat assly (Black)	1	1	1	



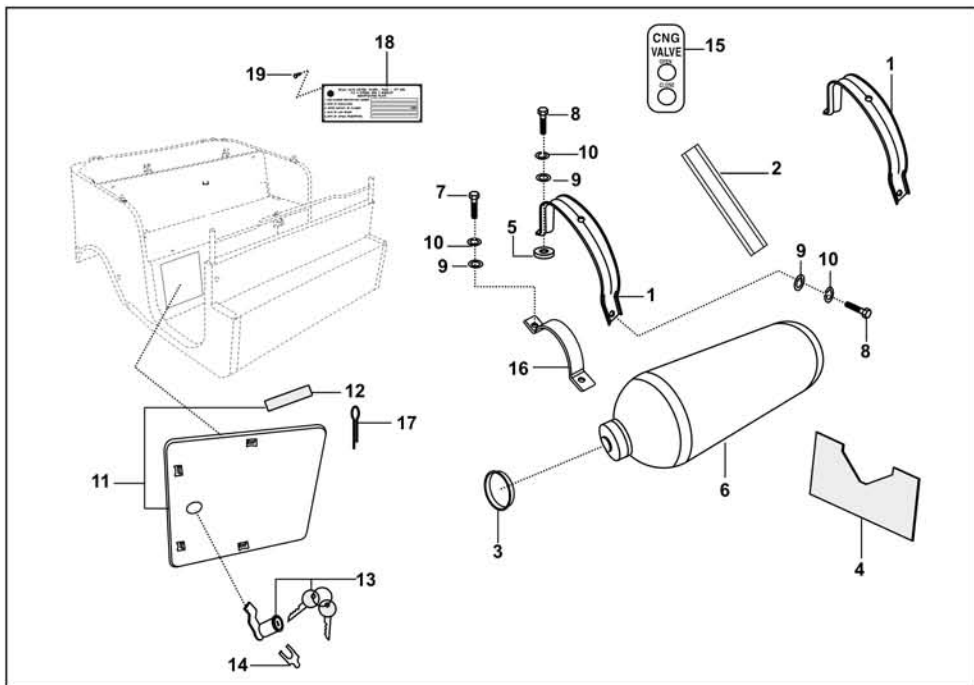
No.	Part No.	Description	Qty/Veh.			Remarks
			PET	CNG	LPG	
13	39 0211 11	Plain washer	5	5	5	
14	39 0263 12	Spring washer	5	5	5	
15	39 0292 15	Hex nut	5	5	5	
16	AF 2311 41	Passenger back rest (Black)	1	1	1	
17	24 2303 21	Side panel cover RH	1	1	1	
18	24 2303 22	Side panel cover LH	1	1	1	
19	39 1542 11	Plain washer	12	12	12	
20	39 1348 01	Cross res. pan Hd. screw	12	12	12	



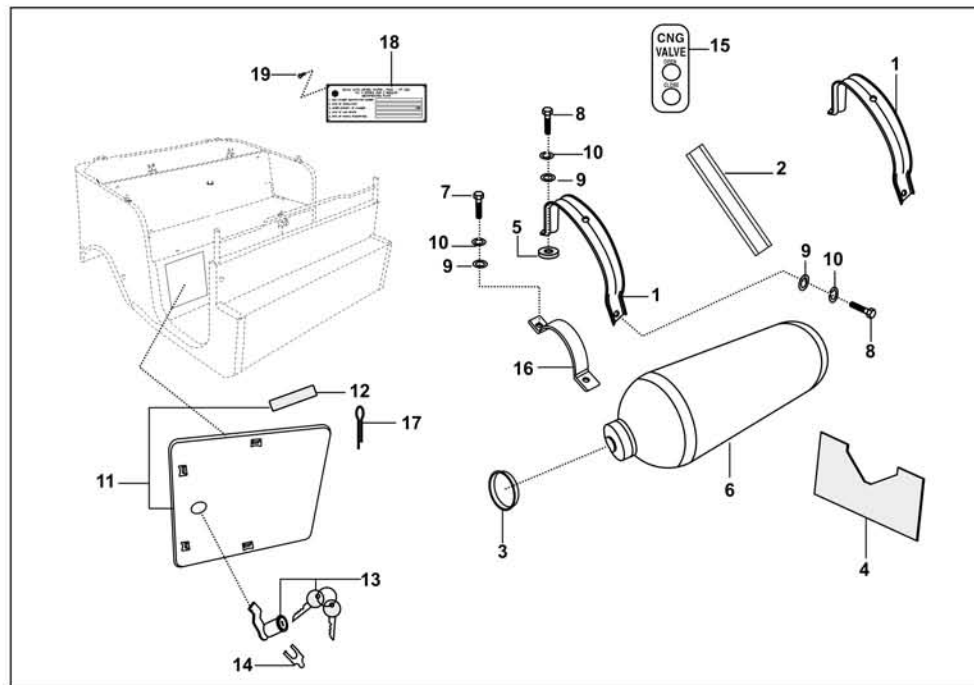
No.	Part No.	Description	Qty/Veh.			Remarks
			PET	CNG	LPG	
1	AA 2210 23	Tool kit complete	1	1	1	
2	AA 2210 05	Mirror assly. LH	1	1	1	
3	AA 2210 06	Mirror assly. RH	1	1	1	
4	21 1704 16	Plain washer	4	4	4	
5	39 1829 12	Spring washer	2	2	2	
6	39 0302 15	Hex nut	4	4	4	



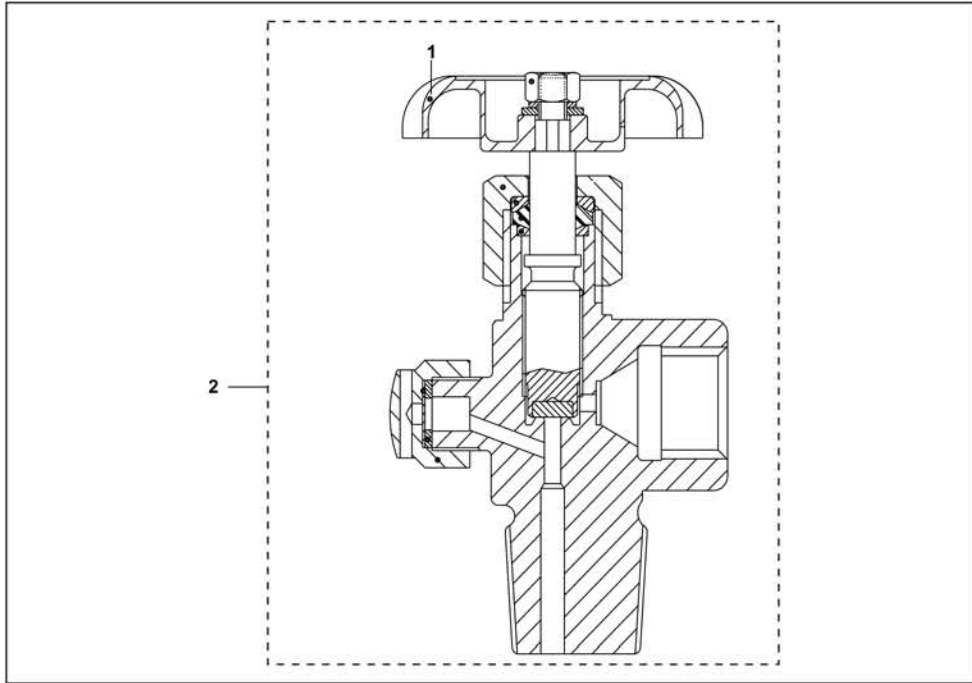
CNG / LPG Kit



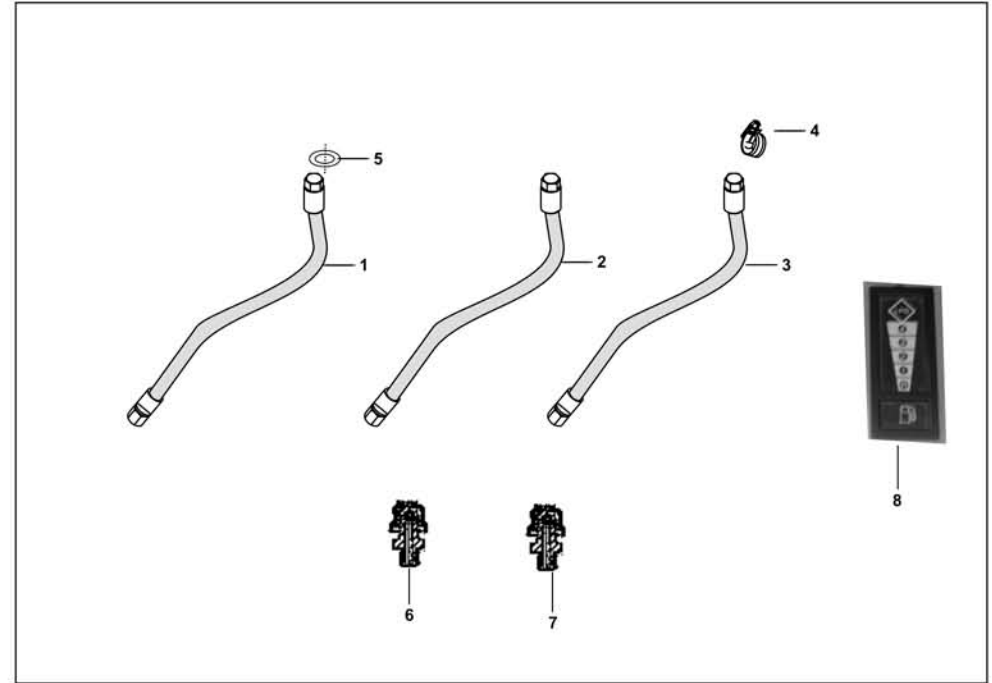
No.	Part No.	Description	Qty/Veh.			Remarks
			PET	CNG	LPG	
1	AF 1610 98	Assly Strap	--	2	--	
2	AF 1610 97	Beading Strap	--	2	--	
3	AF 1610 20	Rubber packing neck	--	1	--	
4	AF 1610 21	Rubber packing cylinder end	--	1	--	
5	AF 1610 22	Rubber bush	--	2	--	
6	AF 1410 59	CNG Cylinder (EKC DIA 267 30Ltrs)	--	1	--	W/o Valve (Everest Canto) (Shauwala)
	AF 1410 64	CNG Cylinder (RAMA D267L730)	--	1	--	
7	39 0083 04	Hex.bolt	--	2	--	
8	39 0940 01	Screw	--	4	--	
9	39 0201 11	Plain washer	--	6	--	
10	39 0862 12	Spring washer double coil	--	6	--	
11	AF 2310 08	Cover CNG filling	--	1	--	
12	AF 2310 09	Foam strip	--	4	--	
13	AF 2311 02	Lock CNG fill cover	--	1	--	with key



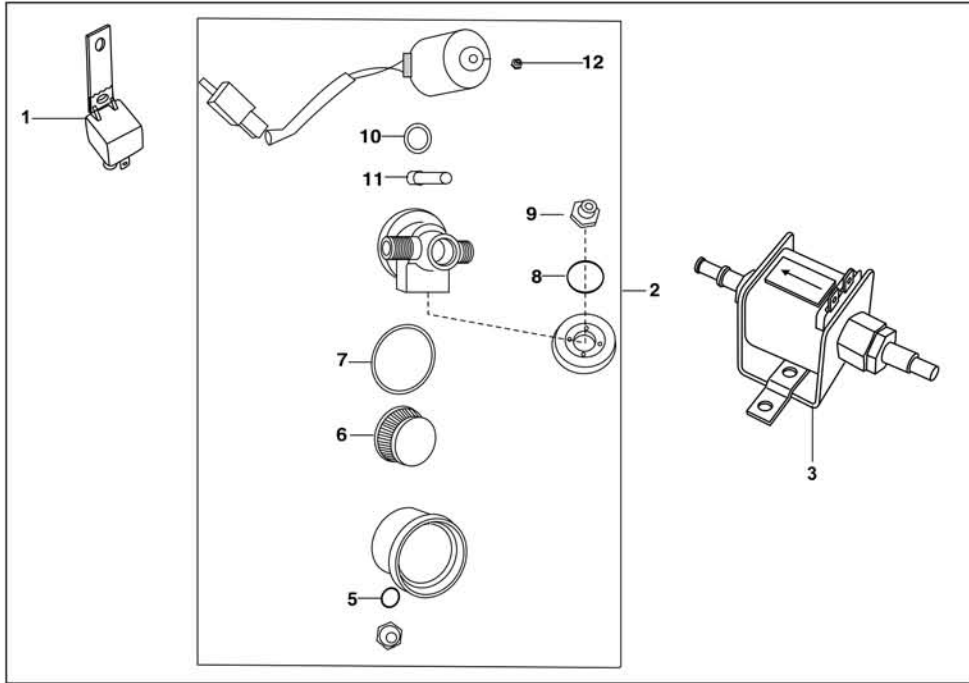
No.	Part No.	Description	Qty/Veh.			Remarks
			PET	CNG	LPG	
14	01 1607 17	Lock clip	--	1	--	For Cover CNG filling
15	AF 1610 29	CNG valve label	--	1	--	
16	AF 1610 17	Neck Strap	--	1	--	
17	39 0156 08	Split pin	--	1	--	
18	AF 2310 11	Identification plate	--	1	--	
19	01 1601 26	Rivet	--	4	--	



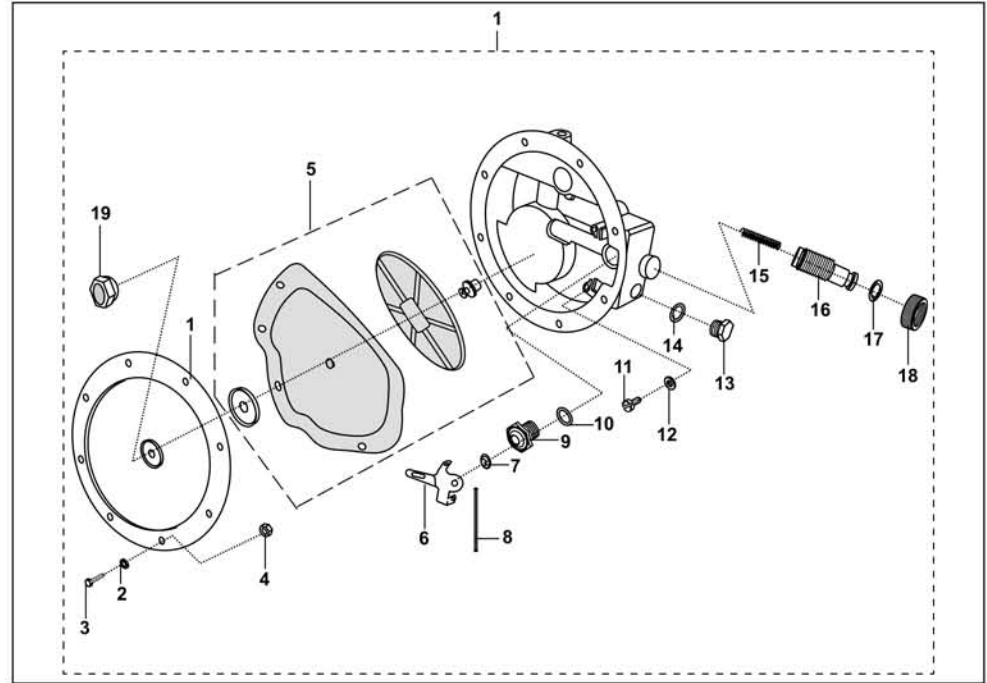
No.	Part No.	Description	Qty/Veh.			Remarks
			PET	CNG	LPG	
1	AF 1410 08	Hand wheel	--	--	1	
2	AF 1410 30	Valve for CNG	--	--	1	



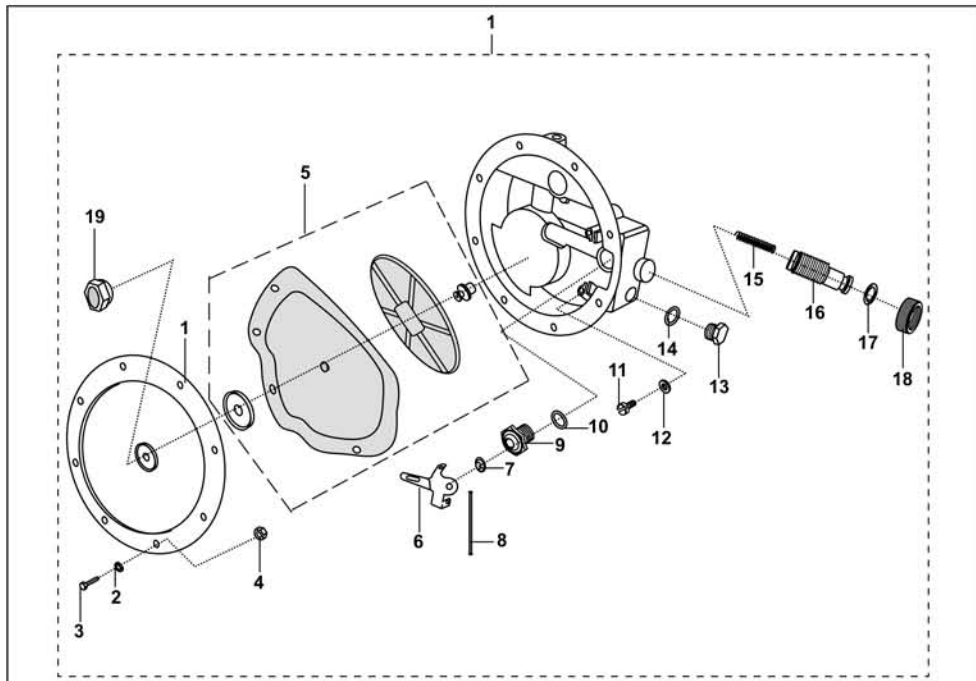
No.	Part No.	Description	Qty/Veh.			Remarks
			PET	CNG	LPG	
1	24 1212 35	Flexible hose assly-1	--	1	--	From HPR to Filter
2	24 1213 30	Flexible hose assly-2	--	1	--	From Filter to LPR
3	24 1212 22	Low pressure hose pipe	--	2	--	From LPR to Mixture
4	24 1213 54	Hose clip	--	4	--	
5	AF 1210 12	Washer	--	4	--	
6	AF 1213 15	Breather	--	1	--	
7	05 1010 51	Breather	--	1	--	
8	24 2013 34	Indicator assly Vanaz	--	1	--	



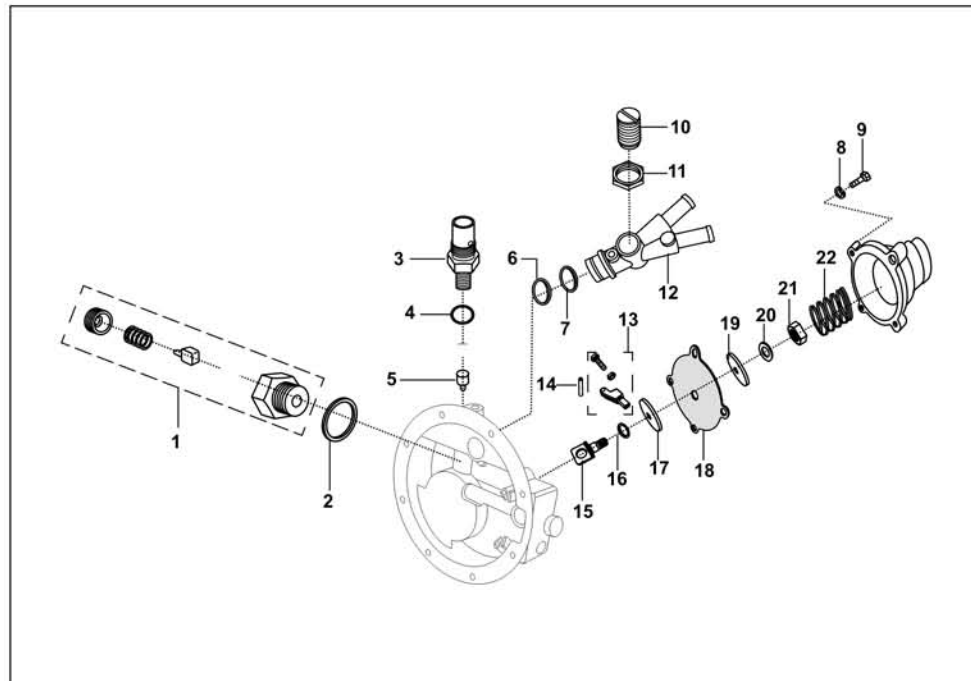
No.	Part No.	Description	Qty/Veh.			Remarks
			PET	CNG	LPG	
1	AF 2010 01	Relay	--	1	--	
2	AF 2010 67	Solenoid -CNG paper filter	--	1	--	
3	AF 2010 13	Solenoid - petrol	--	1	--	
4	AF121316	Drain plug	--	1	--	
5	AF121317	'O' ring	--	1	--	
6	AF121319	Paper filter	--	1	--	
7	AF121320	'O' ring	--	1	--	
8	AF121322	'O' ring	--	1	--	
9	AF121323	Bolt	--	1	--	
10	AF121325	'O' ring	--	1	--	
11	AF121326	Plunger assembly	--	1	--	
12	AF121327	Lock nut	--	1	--	



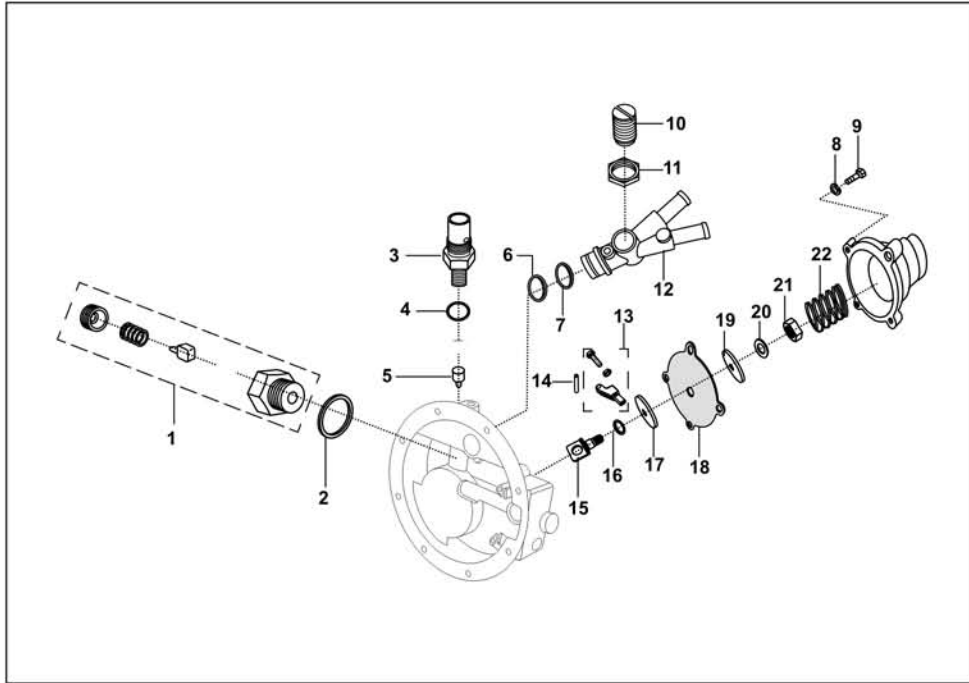
No.	Part No.	Description	Qty/Veh.			Remarks
			PET	CNG	LPG	
1	AF 1214 00	2nd stage CNG regulator	--	1	--	
2	AF 1210 49	Spring Washer	--	8	--	
3	AF 1210 50	Hex. Screw	--	8	--	
4	AF 1210 57	Nut	--	8	--	
5	AF 1211 30	Big Diaphragm sub assembly	--	1	--	
6	AF 1210 60	Lever	--	1	--	
7	AF 1210 62	Pad	--	1	--	
8	AF 1210 61	Lever Rod	--	1	--	
9	AF 1210 63	Seat	--	1	--	
10	AF 1210 64	Washer	--	1	--	
11	AF 1210 70	Cheese head screw	--	2	--	
12	AF 1210 71	Clamping washer	--	2	--	
13	AF 1210 65	Plug	--	1	--	
14	AF 1210 66	Washer	--	1	--	
15	AF 1210 89	Spring	--	1	--	



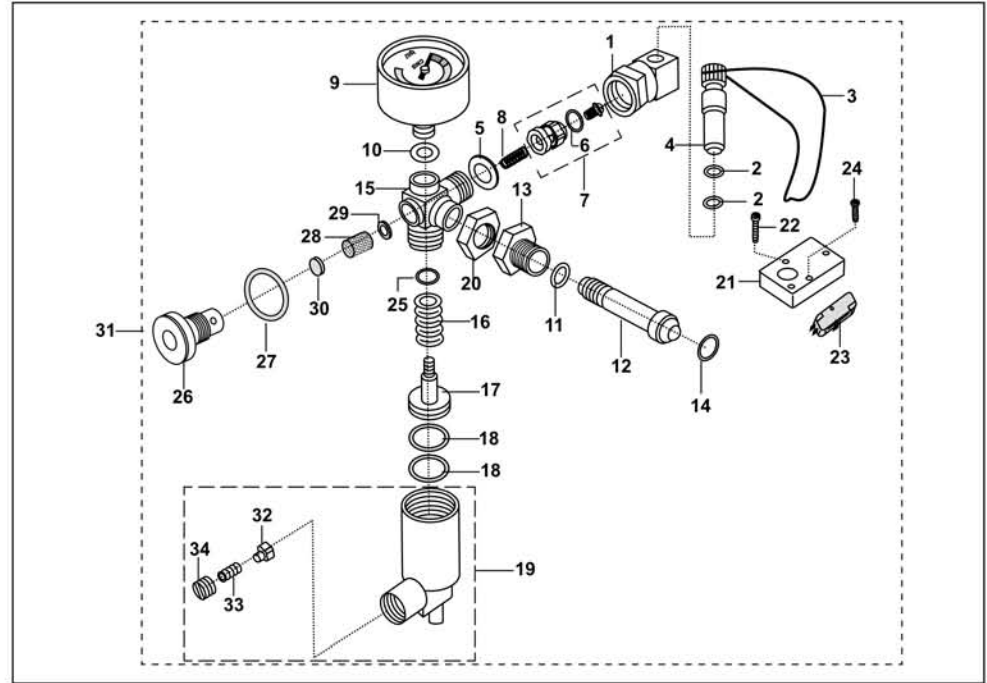
No.	Part No.	Description	Qty/Veh.			Remarks
			PET	CNG	LPG	
16	AF 1211 12	Spring retainer	--	1	--	
17	AF 1210 88	'O' ring	--	1	--	
18	AF 1211 11	lock nut	--	1	--	
19	AF 1211 31	Plug	--	1	--	



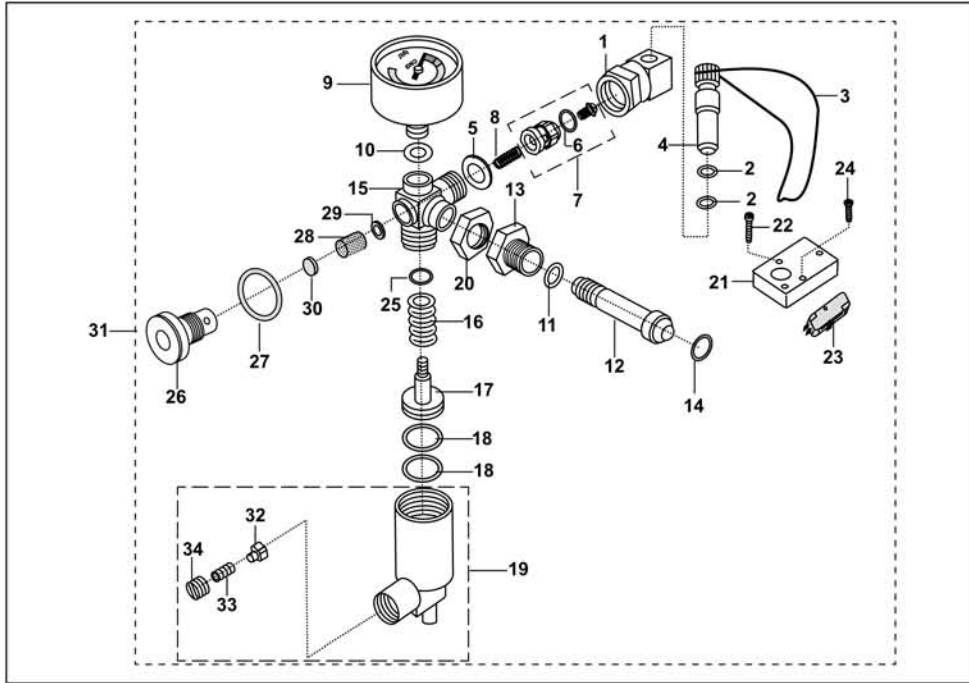
No.	Part No.	Description	Qty/Veh.			Remarks
			PET	CNG	LPG	
1	AF 1211 29	S.R.V. Body sub assly.	--	1	--	
2	AF 1210 69	Washer	--	1	--	
3	AF 1210 86	Seat	--	1	--	
4	AF 1210 85	Washer	--	1	--	
5	AF 1211 24	Pad holder	--	1	--	
6	AF 1210 91	'O' ring	--	1	--	
7	AF 1210 93	'O' ring	--	1	--	
8	AF 1211 16	Spring washer	--	4	--	
9	AF 1211 14	Hex. Screw	--	4	--	
10	24 1213 22	Flow adjusting screw	--	1	--	
11	24 1213 23	Lock nut	--	1	--	
12	24 1213 51	Flow control body	--	1	--	
13	AF 1210 81	Lever assly.	--	1	--	
14	AF 1210 82	Lever Pin	--	1	--	
15	AF 1210 77	Diaphragm support	--	1	--	



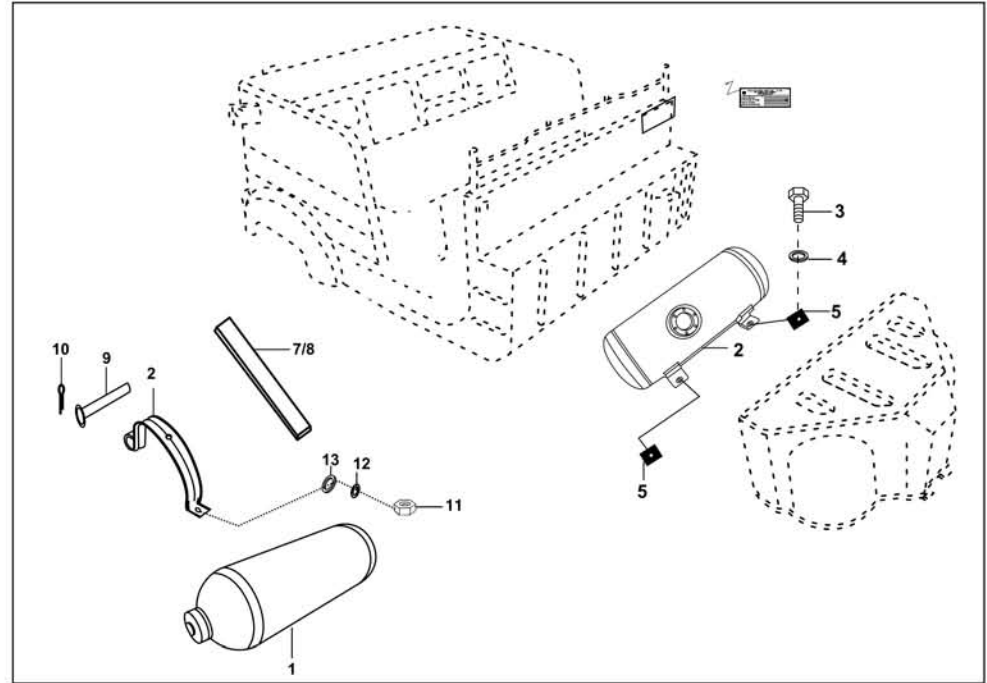
No.	Part No.	Description	Qty/Veh.			Remarks
			PET	CNG	LPG	
16	AF 1210 79	'O' ring	--	1	--	
17	AF 1210 73	Top disc	--	1	--	
18	AF 1210 72	Diaphragm	--	1	--	
19	AF 1210 76	Bottom disc	--	1	--	
20	AF 1210 85	Washer	--	1	--	
21	AF 1210 78	Nut	--	1	--	
22	AF 1210 80	Spring	--	1	--	



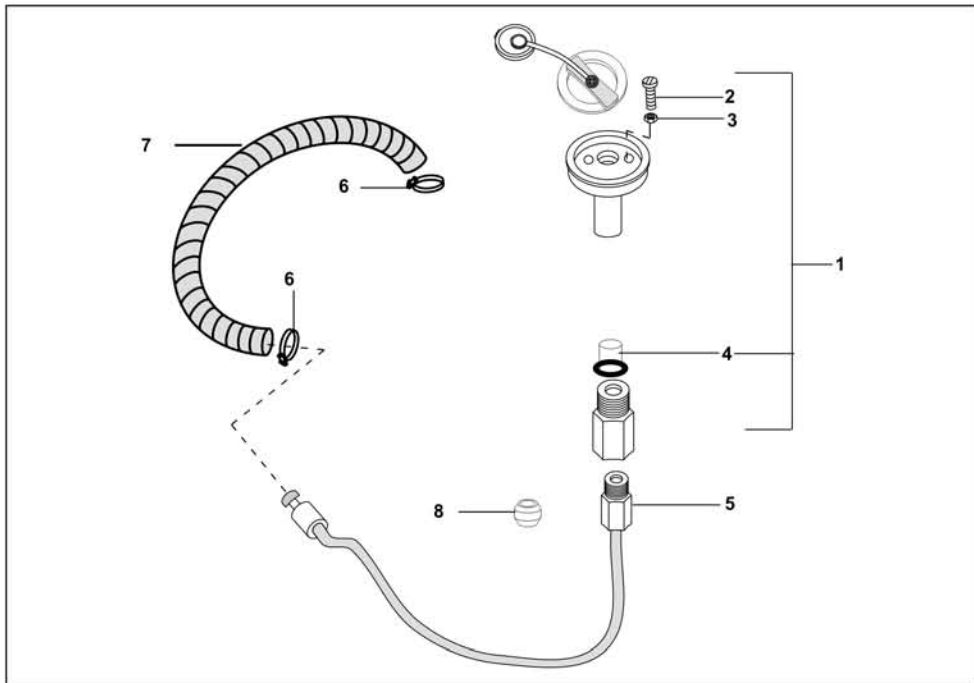
No.	Part No.	Description	Qty/Veh.			Remarks
			PET	CNG	LPG	
1	AF 1210 04	Refueling Adaptor	--	1	--	
2	AF 1210 23	'O' ring	--	2	--	
3	AF 1210 24	String	--	1	--	
4	AF 1210 18	Dust plug	--	1	--	
5	AF 1210 25	Washer	--	1	--	
6	AF 1210 26	'O' ring	--	1	--	
7	AF 1211 09	1st stage Seat (NRV) sub assly.	--	1	--	
8	AF 1210 28	Spring	--	1	--	
9	24 2013 33	Pressure Gauge	--	1	--	
10	AF 1210 29	Washer	--	1	--	
11	AF 1210 30	Washer	--	1	--	
12	24 1214 56	Connector	--	1	--	
13	-- ---- --	Coupling Screw	--	1	--	
14	AF 1210 32	'O' ring	--	2	--	
15	-- ---- --	Junction box	--	1	--	
16	AF 1210 34	Spring	--	1	--	
17	AF 1211 26	Piston assly.	--	1	--	
18	AF 1210 36	'O' ring	--	2	--	



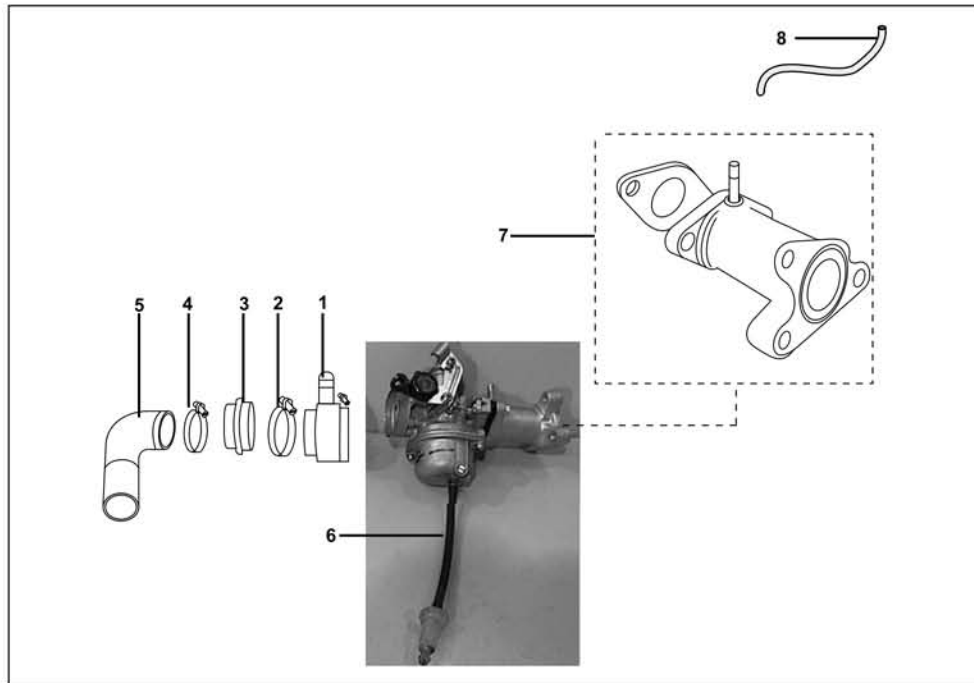
No.	Part No.	Description	Qty/Veh.			Remarks
			PET	CNG	LPG	
19	AF 1211 25	1st stage Cylinder(SRV) sub assly.	--	1	--	
20	AF 1210 38	Lock nut	--	1	--	
21	AF 1210 44	Mounting plate	--	1	--	
22	AF 1210 45	Philips screw	--	2	--	
23	AF 2010 10	Microswitch	--	1	--	
24	AF 1210 46	Philips screw	--	2	--	
25	AF 1211 04	'O' ring	--	1	--	
26	AF 1211 05	Retainer	--	1	--	
27	AF 1211 06	'O' ring	--	1	--	
28	AF 1211 07	Filter	--	1	--	
29	AF 1211 08	Washer	--	1	--	
30	AF 1210 84	Pad	--	1	--	
31	24 1214 13	First stage reduction unit	--	1	--	
32	AF 1211 27	Pad holder	--	1	--	
33	AF 1210 39	Relief valve spring	--	1	--	
34	AF 1210 40	Adjusting screw	--	1	--	
35	24 1214 16	Elbow	--	1	--	N. I.



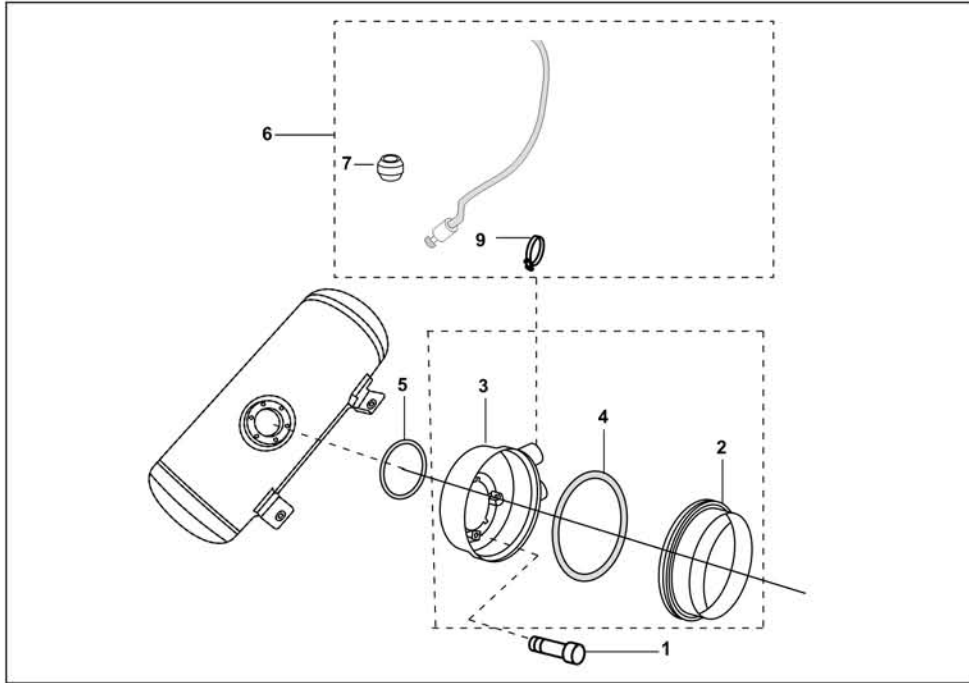
No.	Part No.	Description	Qty/Veh.			Remarks
			PET	CNG	LPG	
1	AM 1410 03	LPG Cylinder	--	--	1	20 lit. water Capacity
	24 1411 01	LPG Cylinder	--	--	1	15 lit water Capacity
2	AM 1410 01	LPG Fixed Cylinder	--	--	1	15 lit. water Capacity (Mtg. below driver seat)
3	39 0080 04	Hexagon head bolt	--	--	4	For AM141001
4	39 0245 11	Plain Washer	--	--	4	For AM141001
5	AM 1610 17	Pad cylinder mtg	--	--	4	For AM141001
6	AF 1610 98	Assly. strap	--	--	2	For AM141003
	24 1613 51	Strap LPG cylinder	--	--	2	For 24141101
7	AF 1610 56	Packing lower	--	--	2	
8	AF 1610 97	Beading for strap	--	--	2	For AM141003
	AF 1610 54	Packing upper	--	--	2	For 24141101
9	AF 1610 59	Pin for CNG cylinder strap	--	--	2	
10	24 1410 91	Clip spring	--	--	2	
11	39 0302 15	Hex nut	--	--	4	
12	39 0291 11	Plain washer	--	--	4	
13	39 0262 12	Spring washer	--	--	2	



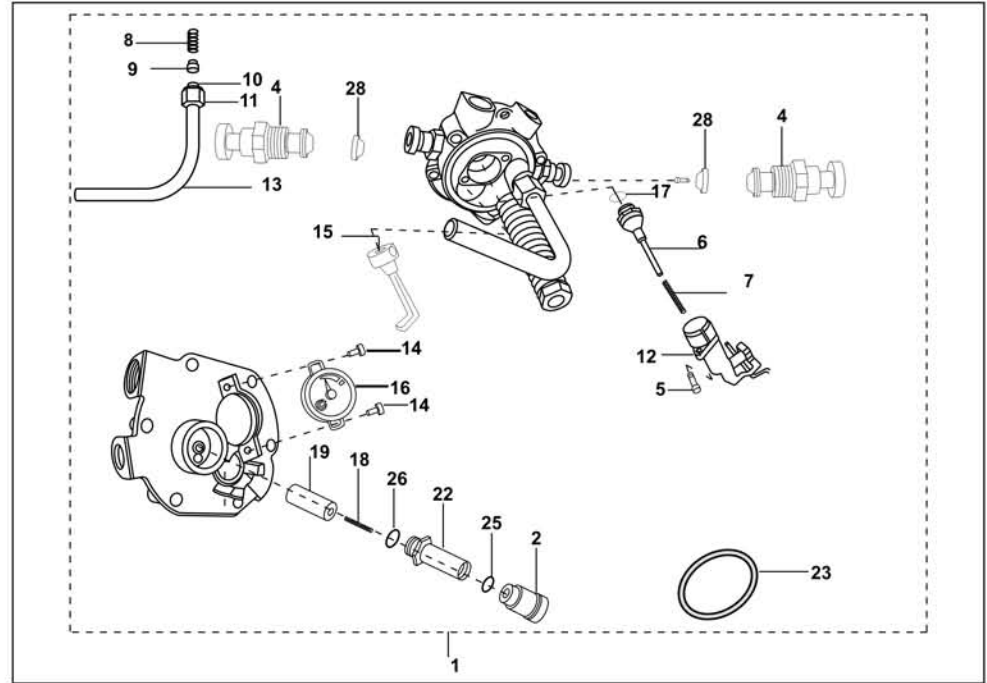
No.	Part No.	Description	Qty/Veh.			Remarks
			PET	CNG	LPG	
1	AJ 1210 35	Filling valve LOVATO	--	--	1	Include fig.2,3,4,5 & 6
2	39 1783 01	Slr csk hd screw M5	--	--	2	
3	39 0291 15	Hex nut	--	--	2	
4	AJ 1210 61	Grommet	--	--	1	
5	AJ 1210 62	Gas filling pipe	--	--	1	
6	24 1210 52	Hose clip	--	--	2	
7	AJ 1210 59	Ventilation duct-2	--	--	1	
8	AJ 1210 51	Ferrule	--	--	2	



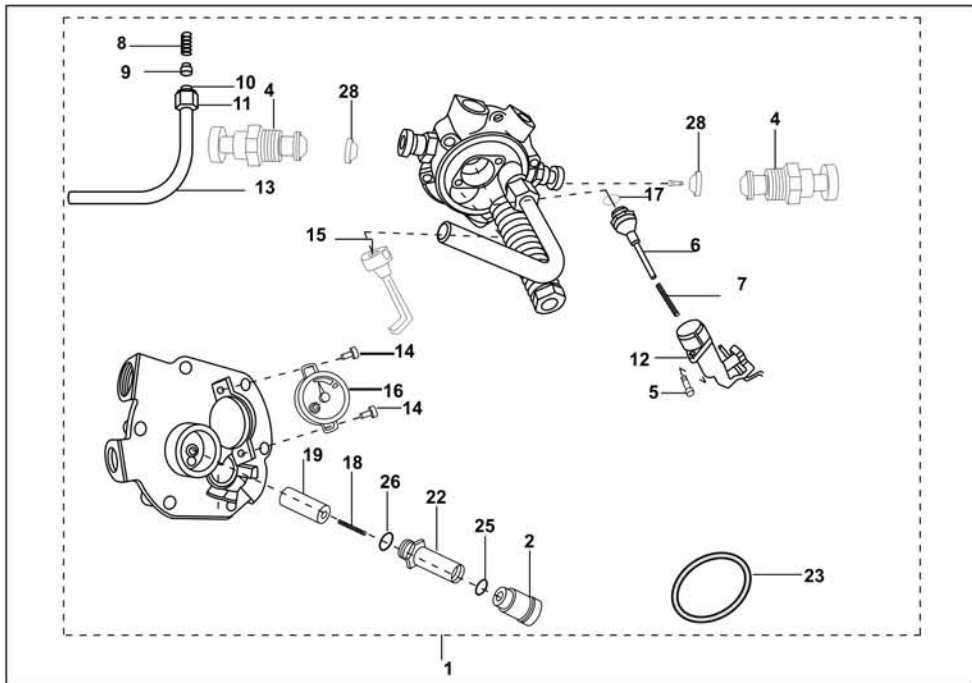
No.	Part No.	Description	Qty/Veh.			Remarks
			PET	CNG	LPG	
1	AJ 1210 72	Mixer assly LOVATO	--	--	1	N. I
2	AB 1210 17	Clamp	--	--	1	
3	AF 1210 22	Sleeve (Carburettor)	--	--	1	
4	28 1210 09	Clamp (Intake duct)	--	--	1	
5	AF 1210 13	Duct for CNG	--	--	1	
6	AJ 1210 77	Rubber Hose	--	--	1	
7	AJ 1210 01	Manifold assly. comp.	--	--	1	
8	AJ 1210 78	Vaccume pipe	--	--	1	



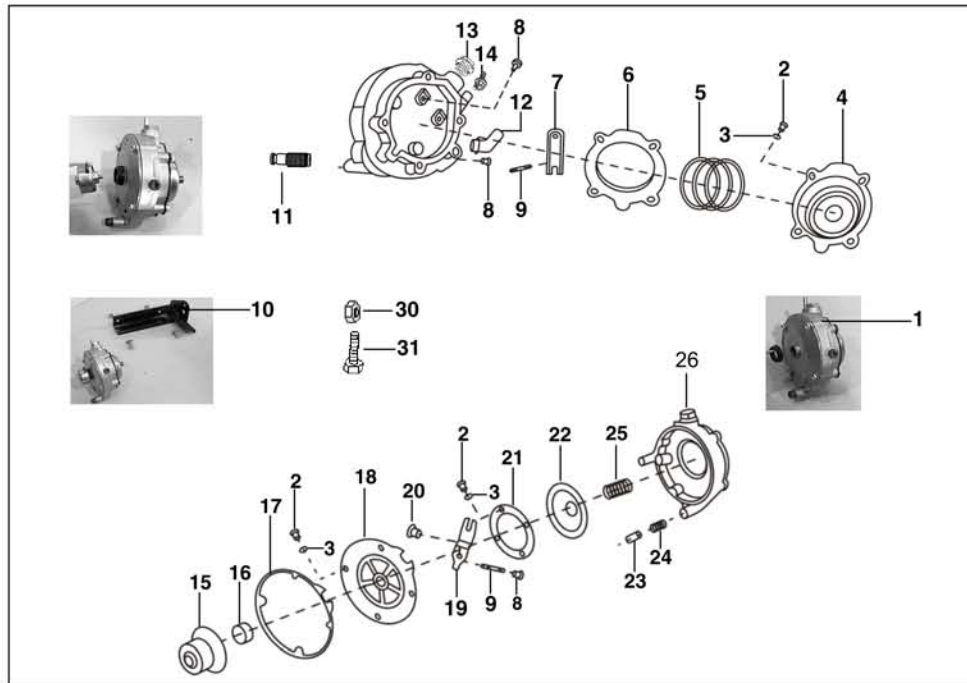
No.	Part No.	Description	Qty/Veh.			Remarks
			PET	CNG	LPG	
1	AJ 1210 69	Allen bolts M-5	--	--	6	
2	AJ 1210 53	Vapour box top	--	--	1	
3	AJ 1210 52	Vapour box bottom	--	--	1	
4	AJ 1210 55	'O' ring vapour box	--	--	1	
5	AJ 1210 54	'O' ring-multivalve	--	--	1	
6	AJ 1210 75	Input pipe assly	--	--	1	
7	AJ 1210 48	Ferrule	--	--	4	
8	AJ 1210 49	Hoseclip	--	--	2	
9	AF 1210 49	Hose clip	--	--	1	



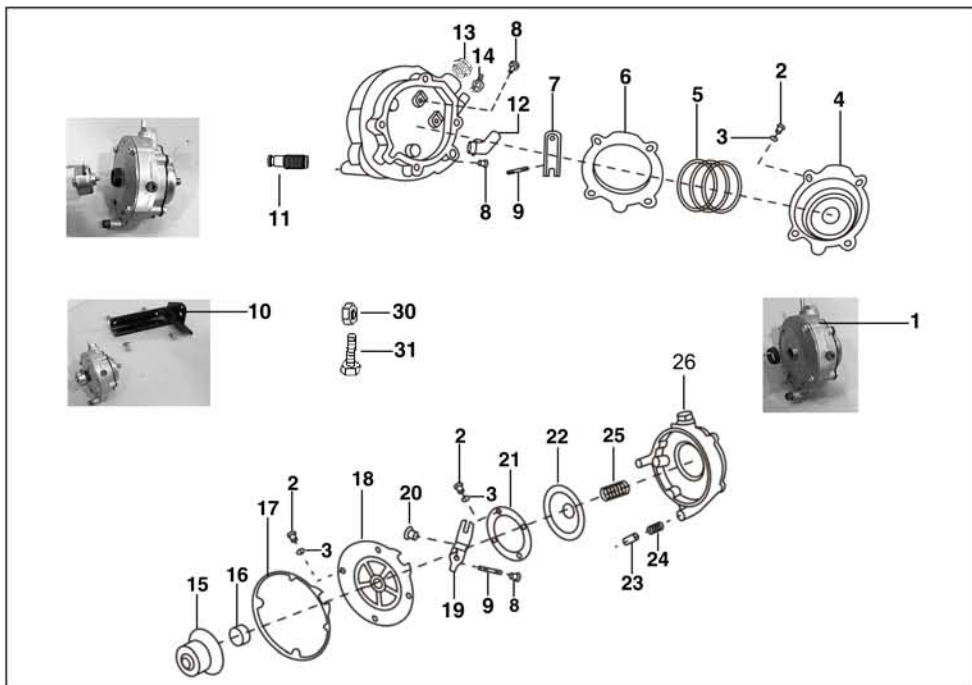
No.	Part No.	Description	Qty/Veh.			Remarks
			PET	CNG	LPG	
1	AJ 1210 38	Multifunction valve	--	--	1	
2	AJ 1210 82	Fixed nucleus	--	--	1	
3	AJ 1210 83	Retaining washer	--	--	1	N.I
4	AJ 1210 84	Service valve tap	--	--	2	
5	AJ 1210 85	Hex socket head screw	--	--	2	
6	AJ 1210 86	Valve with 'O' ring	--	--	1	
7	AJ 1210 87	Spring	--	--	1	
8	AJ 1210 88	Spring excess flow	--	--	1	
9	AJ 1210 89	Valve excess flow	--	--	1	
10	AJ 1210 90	Spacer for suction pipe	--	--	1	
11	AJ 1210 91	Nut for suction pipe	--	--	1	
12	AJ 1210 92	Safety automatic valve stop	--	--	1	
13	AJ 1210 93	Suction pipe	--	--	1	



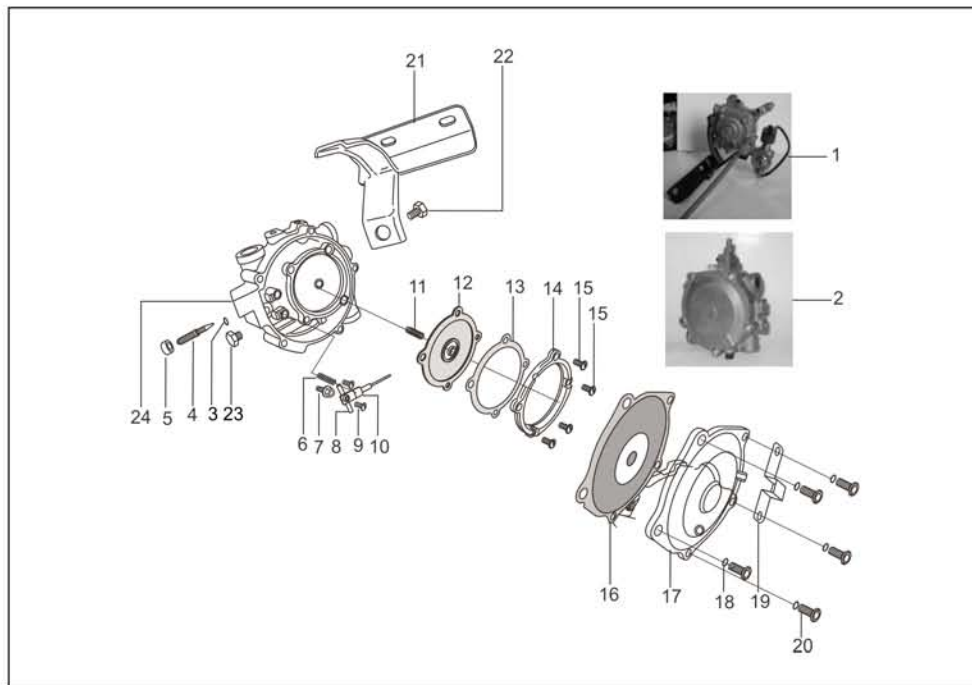
No.	Part No.	Description	Qty/Veh.			Remarks
			PET	CNG	LPG	
14	AJ 1210 96	Hex head screw	--	--	2	
15	AJ 1210 97	Permanent magnet	--	--	1	
16	AJ 1210 98	Elect. level indicator	--	--	1	
17	AJ 1211 08	Or 2962	--	--	1	
18	AJ 1211 09	Complete valve spring	--	--	1	
19	AJ 1211 10	Complete valve	--	--	1	
20	AJ 1211 11	Coil for LPG	--	--	1	N.I
21	AJ 1211 12	Bracket	--	--	1	N.I
22	AJ 1211 13	Body solenoid	--	--	1	
23	AJ 1210 81	Gasket union	--	--	1	
24	AJ 1211 16	O ring	--	--	1	N.I
25	AJ 1211 17	O ring	--	--	1	
26	AJ 1211 21	O ring	--	--	1	
27	AJ 1211 22	Gasket service valve	--	--	2	N.I
28	AJ 1211 24	Nylon mesh filter	--	--	1	



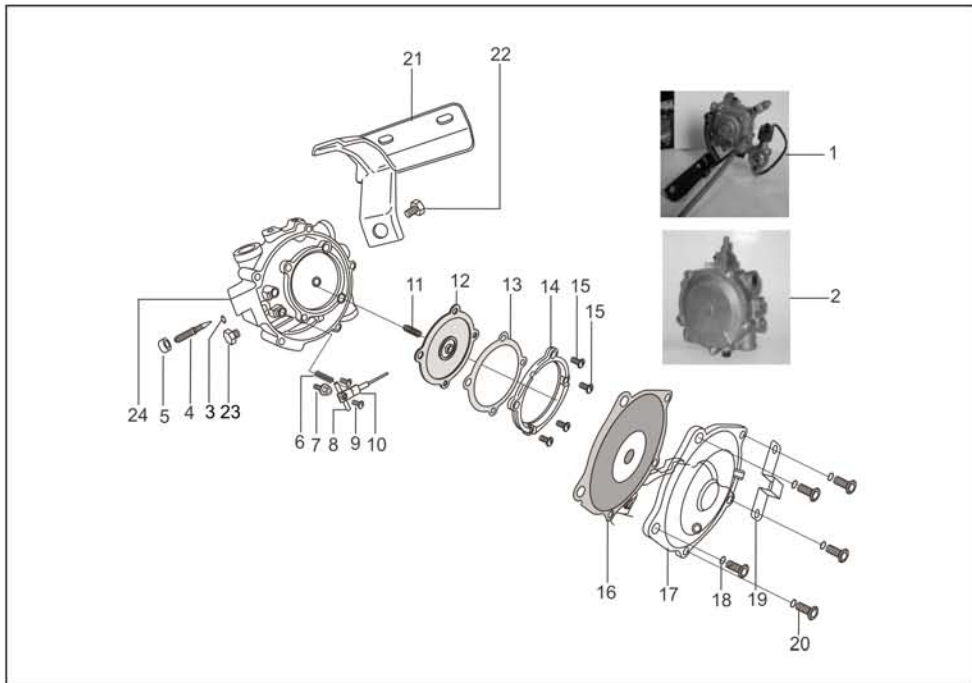
No.	Part No.	Description	Qty/Veh.			Remarks
			PET	CNG	LPG	
1	AJ 1210 37	Mini reducer LPG	--	--	1	
2	AJ 1211 30	Screw	--	--	12	
3	AJ 1211 28	Wave washer	--	--	12	
4	AJ 1211 34	1st stage cover	--	--	1	for mini reducer
5	AJ 1211 40	1st stage spring	--	--	1	
6	AJ 1211 29	1st stage diaphragm	--	--	1	for mini reducer
7	AJ 1211 52	1st stage rocker lever with valve plug	--	--	1	
8	AJ 1211 31	Screw	--	--	6	
9	AJ 1211 32	Pin	--	--	2	
10	AM 1610 13	Bracket	--	--	1	
11	AJ 1211 47	Power Screw	--	--	1	for mini reducer
12	AJ 1211 48	Outlet elbow	--	--	1	for mini reducer
13	AJ 1211 49	Inlet connection	--	--	1	for mini reducer
14	AJ 1211 50	Vacuum fitting with "O" ring	--	--	1	
15	AJ 1211 51	Starter eletr.	--	--	1	
16	AJ 1211 39	Starter plain washer	--	--	1	
17	AJ 1211 35	2nd stage cover	--	--	1	for mini reducer



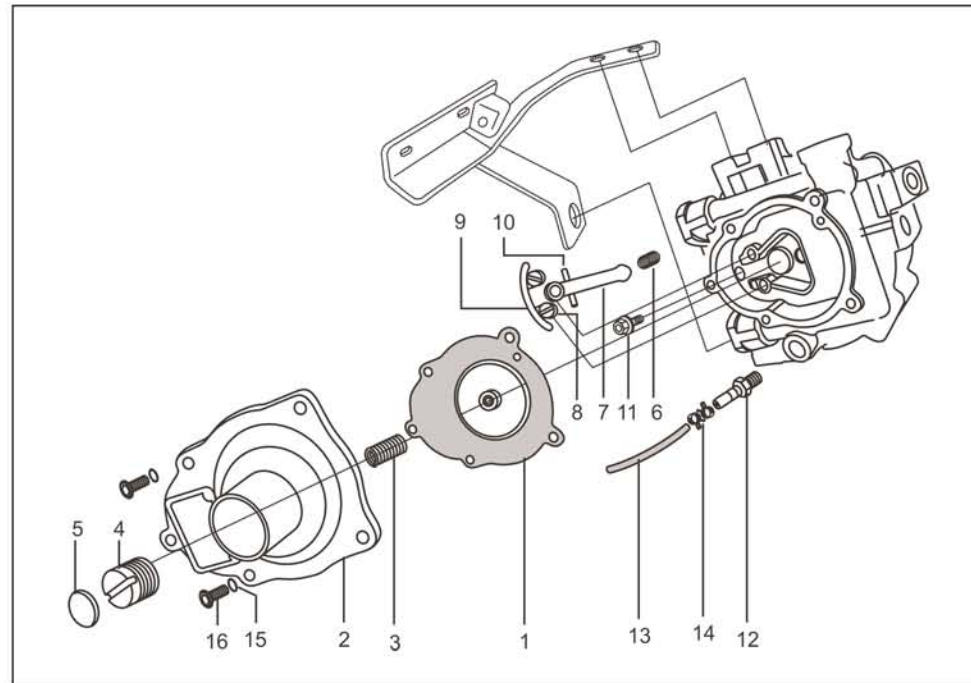
No.	Part No.	Description	Qty/Veh.			Remarks
			PET	CNG	LPG	
18	AJ 1211 42	2nd stage diaphragm	--	--	1	for mini reducer
19	AJ 1211 44	2nd stage rocker lever	--	--	1	for mini reducer
20	AJ 1211 45	Seal 2nd stage rocker lever	--	--	1	
21	AJ 1211 38	Pressure switch diaph. cover	--	--	1	
22	AJ 1211 43	Vacuum diaphragm	--	--	1	for mini reducer
23	AJ 1211 46	Idle register screw	--	--	1	
24	AJ 1211 37	Idle register spring	--	--	1	for mini reducer
25	AJ 1211 36	Vacuum stage spring	--	--	1	
26	AJ 1211 41	Oil drain plug	--	--	1	N.I.
27	AJ 1210 75	Input pipe assly	--	--	1	N. I From Multifunction valve to Regulator
28	AJ 1210 30	Ventilation hose	--	--	1	N. I From Vapor box to Chassis Frame covering input pipe
29	AJ 1210 60	Flange for duct	--	--	1	N.I
30	39 0287 15	Hexagonal nut	--	--	3	
31	39 0079 04	Hexagonal bolt	--	--	3	
32	AM 1610 13	Bracket	--	--	1	



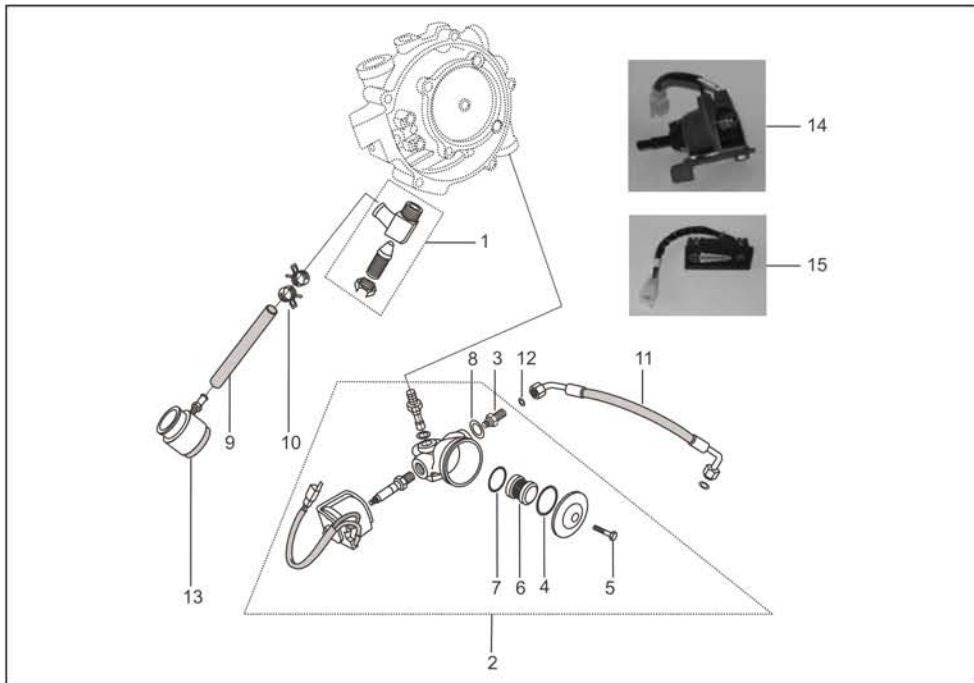
No.	Part No.	Description	Qty/Veh.			Remarks
			PET	CNG	LPG	
1	AF 1213 33	REGULATOR T-60 ASSY.	--	1	--	For CNG
	AM 1210 27	REGULATOR T-60 ASSY.	--	--	1	For LPG
2	AF 1212 29	REGULATOR T-60	--	1	--	For CNG
	AM 1210 28	REGULATOR T-60	--	--	1	For LPG
3	AF 1213 50	O' Ring	--	1	1	
4	AF 1212 54	Screw, Adjustment(Idle screw)	--	1	1	
5	AF 1213 49	Lock Nut	--	1	1	
6	AF 1212 50	Spring, Secondary Lever	--	1	1	
7	AF 1212 53	Orifice, Secondary Regulator	--	1	1	
8	AF 1212 51	Pin, Secondary pivot	--	1	1	
9	AF 1212 59	Screw 10-32 UNF- 2A	--	2	2	
10	AF 1212 52	Lever, Secondary	--	1	1	
11	AF 1212 45	Spring, Vacuum lock	--	1	1	
12	AF 1212 44	Diaphragm, Vacuum lock assy	--	1	1	
13	AF 1212 62	Gasket, Diaphragm	--	1	1	
14	AF 1212 49	Ring, vacuum lock	--	1	1	
15	AF 1212 48	Screw 10-32 UNF-2A	--	4	4	



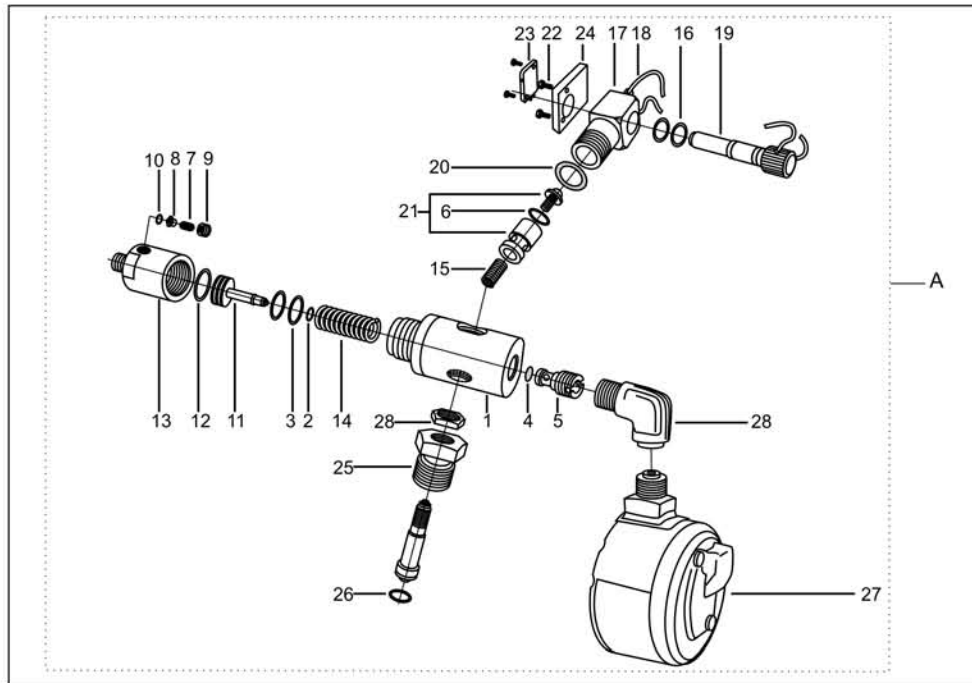
No.	Part No.	Description	Qty/Veh.			Remarks
			PET	CNG	LPG	
16	AF 1212 46	Diaphragm, secondary assy	--	1	1	
17	AF 1212 47	Cover, secondary regulator	--	1	1	
18	AF 1212 64	washer, Split lock	--	5	5	
19	AF 1213 65	Cap Breather	--	1	1	
20	AF 1212 42	Screw 10-32 UNF-2A	--	5	5	
21	AF 1212 81	Bracket LPR Mounting	--	1	1	
22	AF 1213 32	Bolt 1/4" NPT	--	1	1	
23	AF 1212 30	Plug 1/8"-27 NPT	--	2	2	
24	AF 1212 31	Body T-60 with Idle Bushing	--	1	1	



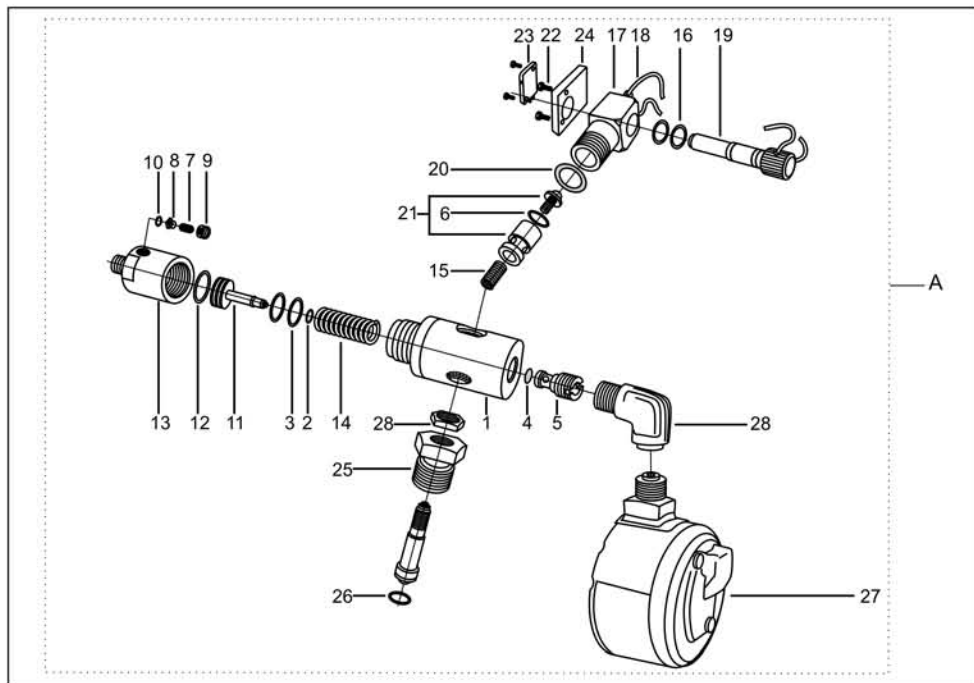
No.	Part No.	Description	Qty/Veh.			Remarks
			PET	CNG	LPG	
1	AF 1212 32	Primary Diaphragm Assy	--	1	--	
2	AF 1212 33	Cover-Primary regulator	--	1	--	
3	AF 1212 34	Spring primary	--	1	--	
4	AF 1212 35	Screw	--	1	--	
5	AF 1212 36	Plug, Expansion	--	1	--	
6	AF 1212 37	Spring, Primary Lever	--	1	--	
7	AF 1212 38	Lever Assy, Primary	--	1	--	
8	AF 1212 39	Screw 10-32 UNF-2A	--	2	--	
9	AF 1212 40	Bridge, Primary	--	1	--	
10	AF 1212 41	Pin, Primary pivot	--	1	--	
11	AF 1212 43	Orifice, Primary Regulator	--	1	--	
12	AF 1212 82	Connector 1/8" NPT x 4.5 mm Hose	--	1	--	
13	AF 1212 83	Hose Vacuum	--	1	--	
14	AF 1213 30	Clamp spring Band	--	2	--	
15	AF 1212 64	Washer, Split lock	--	5	--	
16	AF 1212 42	Screw 10-32 UNF-2A	--	5	--	



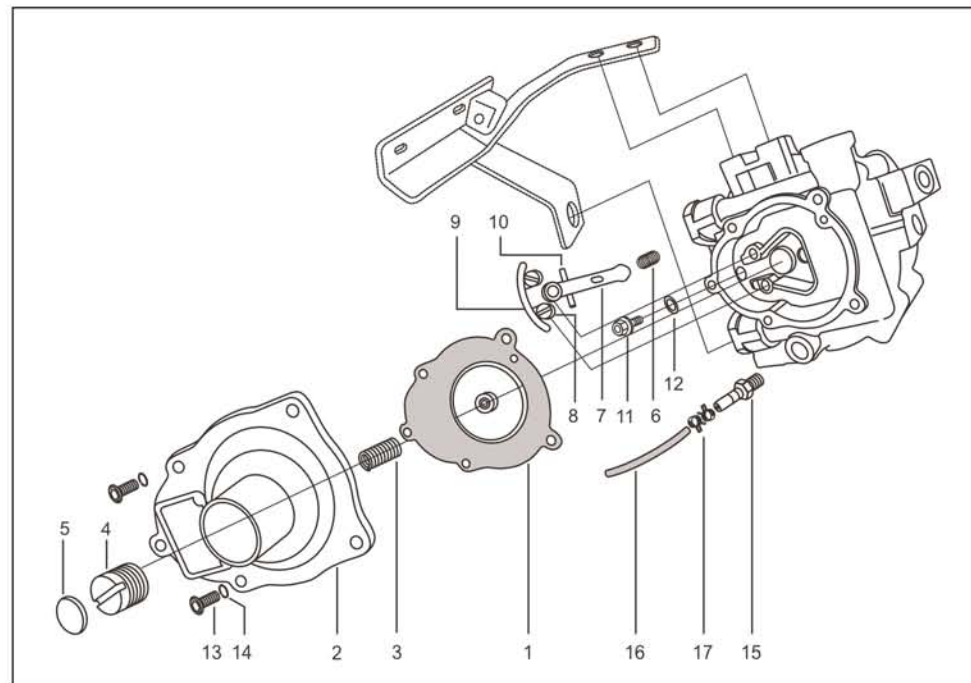
No.	Part No.	Description	Qty/Veh.			Remarks
			PET	CNG	LPG	
1	AF 1212 65	Power Valve assy	--	1	--	
2	AF 2010 71	Gas solenoid valve assy	--	1	--	
3	AF 1213 57	Connector Straight	--	1	--	
4	59 2100 04	O Ring f 34.6X2.62	--	1	--	
5	59 0400 22	Bolt M8X35	--	1	--	
6	AM 1210 51	ASSY. Paper Filter	--	1	--	
7	59 2100 05	O Ring f 26.7X1.8	--	1	--	
8	59 1100 01	Washer copper	--	1	--	
9	AF 1212 84	Hose Vapour	--	1	--	
10	AF 1213 47	Clamp spring band	--	2	--	
11	AF 1213 55	Hose Flexible CNG	--	1	--	
12	AF 1210 12	Nylon washer	--	2	--	
13	AF 1212 69	Mixer Connector Assy	--	1	--	
14	AF 2010 72	Petrol solenoid valve assly	--	1	--	
15	AF 2010 73	Electronic level indicator	--	1	--	



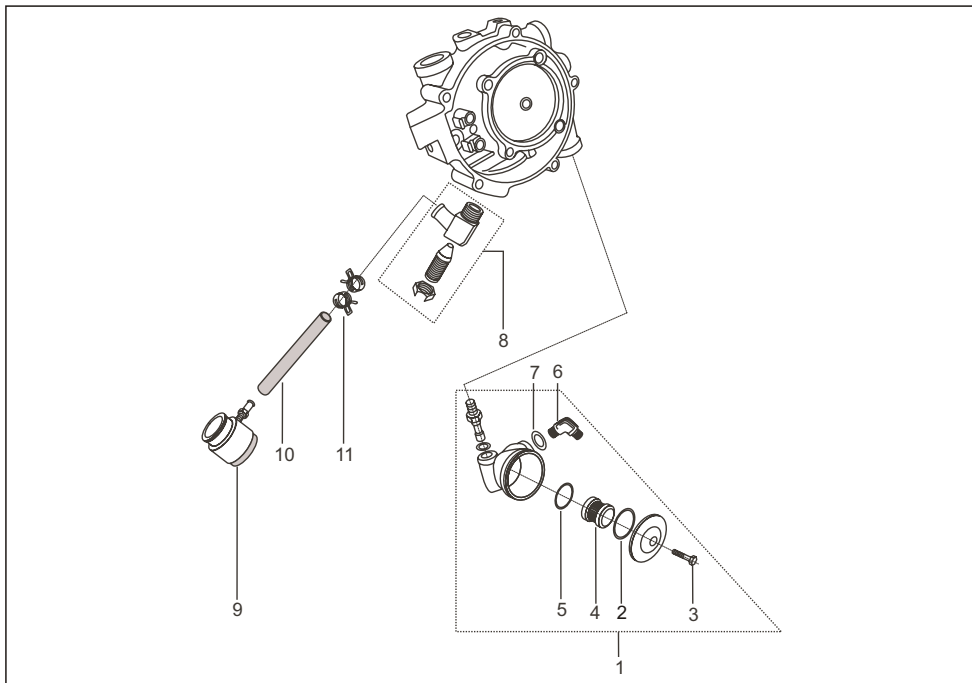
No.	Part No.	Description	Qty/Veh.			Remarks
			PET	CNG	LPG	
A	AF 1212 01	HPR 30 ASSY.	--	1	--	
1	AF 1212 02	Body - Inlet	--	1	--	
2	AF 1212 12	O - Ring - Stem	--	1	--	
3	AF 1212 20	O' Ring Piston	--	2	--	
4	AF 1213 41	Filter	--	1	--	
5	AF 1213 42	Retainer Filter	--	1	--	
6	AF 1213 43	O' Ring NRV	--	1	--	
7	AF 1212 07	Spring - Relief Valve	--	1	--	
8	AF 1212 08	Head - Relief Valve	--	1	--	
9	AF 1212 09	Cap - Relief Valve	--	1	--	
10	AF 1212 23	Insert	--	1	--	
11	AF 1212 04	Piston	--	1	--	
12	AF 1212 06	O - Ring Body	--	1	--	
13	AF 1212 03	Body - outlet	--	1	--	
14	AF 1212 05	Compression spring	--	1	--	
15	AF 1212 11	Spring-Filler valve	--	1	--	
16	AF 1212 22	O ring Plug	--	2	--	



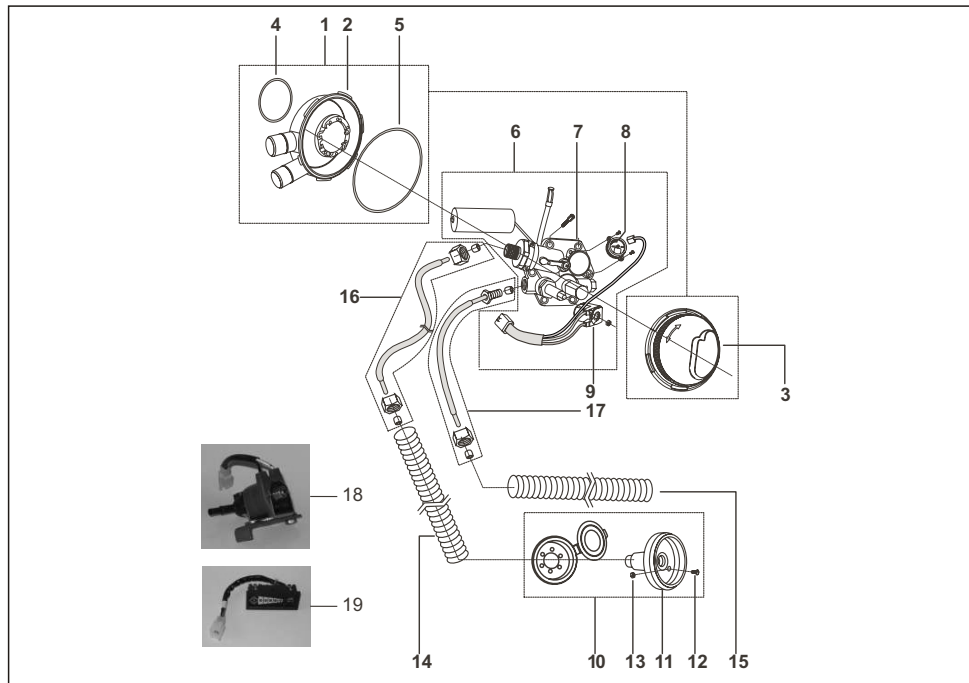
No.	Part No.	Description	Qty/Veh.			Remarks
			PET	CNG	LPG	
17	AF 1212 10	Body-filler Valve	--	1	--	
18	AF 1212 24	String	--	1	--	
19	AF 1212 14	Plug-Filler valve	--	1	--	
20	AF 1212 15	Washer Copper	--	1	--	
21	AF 1212 13	Plunger Filler Valve	--	1	--	
22	AF 1212 17	Screw Socket Head M3 x 17	--	4	--	
23	AF 2010 15	Micro Switch 12v DC,16A,3 Pin	--	1	--	
24	AF 1212 16	Base Plate-Microswitch	--	1	--	
25	AF 1212 28	Connector-Cylinder Valve	--	1	--	
26	59 2100 11	'O' Ring Connector HPR 1	--	1	--	
27	AF 1210 03	Pressure Gauge	--	1	--	
28	AF 1212 26	Connector Elbow	--	1	--	



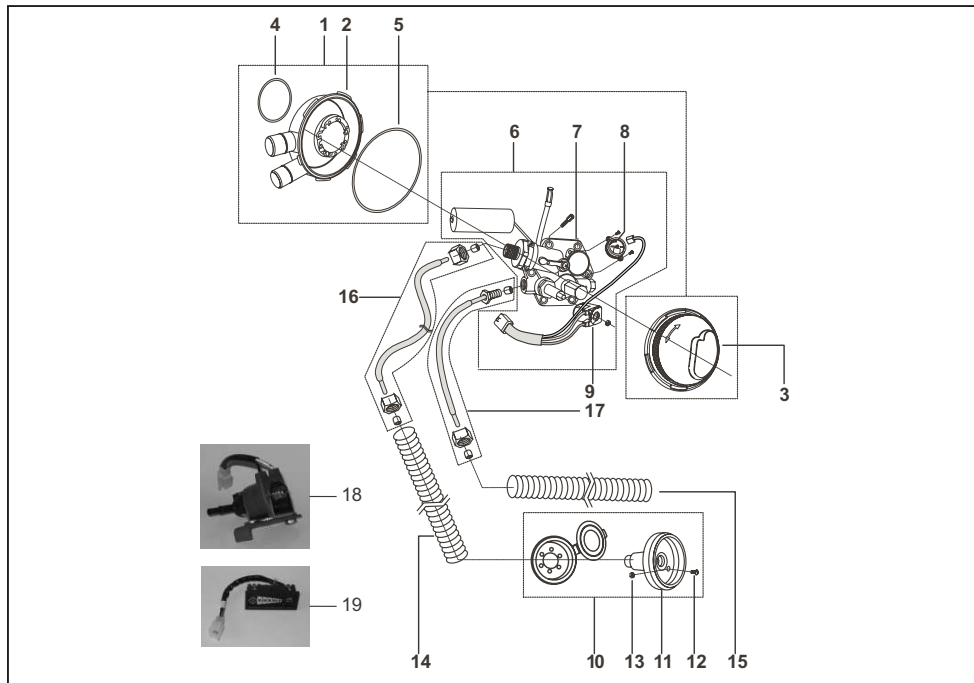
No.	Part No.	Description	Qty/Veh.			Remarks
			PET	CNG	LPG	
1	AM 1210 30	Primary Diaphragm assly.	--	--	1	
2	AF 1212 33	Cover -Primary regulator	--	--	1	
3	AF 1212 34	Spring primary	--	--	1	
4	AF 1212 35	Screw ,Retainer ,Adjustable spring	--	--	1	
5	AF 1212 36	Plug ,Expansion	--	--	1	
6	AF 1212 37	Spring , Primary lever	--	--	1	
7	AM 1210 31	Lever Assly, Primary	--	--	1	
8	AF 1212 39	Screw 10-32 UNF-2A	--	--	2	
9	AF 1212 40	Bridge , Primary	--	--	1	
10	AF 1212 41	Pin,Primary pivot	--	--	1	
11	AF 1212 43	Orifice, Primary regulator	--	--	1	
12	AM 1210 36	Washer ,orifice primary	--	--	1	
13	AF 1212 42	Screw 10-32 UNF -2A	--	--	5	
14	AF 1212 64	Washer, Split lock	--	--	5	
15	AF 1212 82	Connector 1/8" NPT x 4.5 mm hose	--	--	1	
16	24 1211 49	Hose vaccum	--	--	1	
17	AF 1213 30	Clamp spring band	--	--	2	



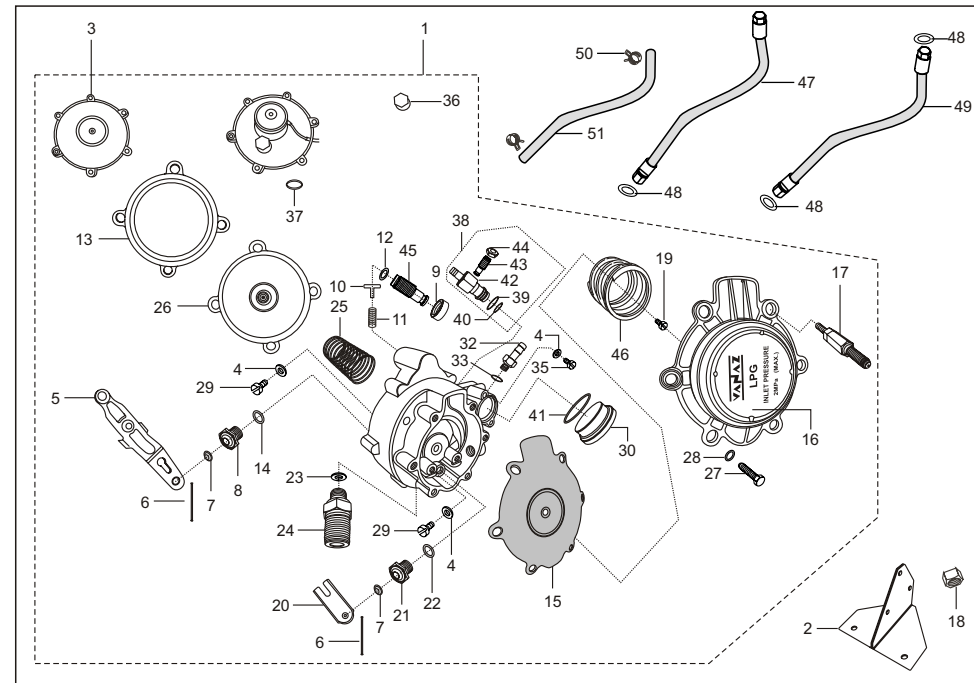
No.	Part No.	Description	Qty/Veh.			Remarks
			PET	CNG	LPG	
1	AM 1210 43	Filter with elbow connector	--	--	1	
2	59 2100 04	O ring f 34.6 x2.62	--	--	1	
3	59 0400 22	Bolt	--	--	1	
4	AM 1210 51	Assly paper filter	--	--	1	
5	59 2100 05	O ring f 26.7 x 1.8	--	--	1	
6	AM 1210 53	Connector elbow	--	--	1	
7	59 1100 01	Washer copper	--	--	1	
8	AF 1212 65	Power valve assly.	--	--	1	
9	AF 1212 69	Mixer connector assembly	--	--	1	
10	24 1211 52	Hose vapour	--	--	1	
11	AF 1213 47	Clamp spring band	--	--	2	



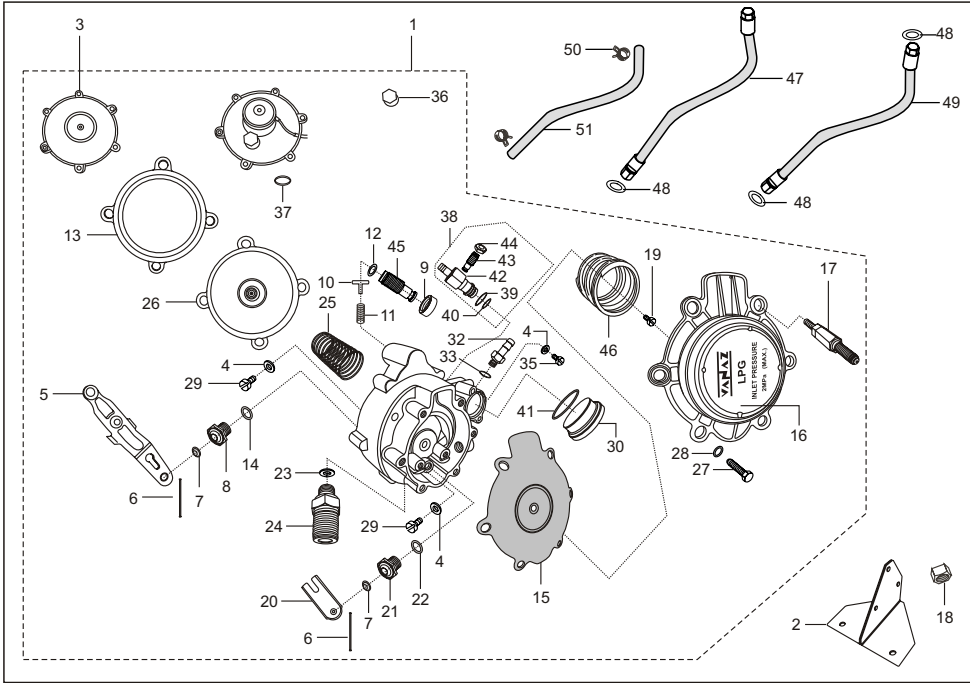
No.	Part No.	Description	Qty/Veh.			Remarks
			PET	CNG	LPG	
1	AM 1210 13	Gas tight housing	--	--	1	
2	AM 1210 14	Body gas tight housing	--	--	1	Not to service
3	AM 1210 15	Cover gas tight housing	--	--	1	Not to service
4	AM 1210 16	Oring small 71 ID	--	--	1	
5	AM 1210 17	O ring large 145 ID	--	--	1	
6	AM 1210 02	Multivalva assembly	--	--	1	
7	AM 1210 01	Multivalve dia 200, 30deg	--	--	1	
8	AM 2010 29	Sendor unit	--	--	1	
9	AM 1210 21	Gas solenoid	--	--	1	
10	AM 1210 18	Filler valve assembly	--	--	1	
11	AM 1210 19	Filler valve body	--	--	1	
12	AM 1210 21	Screw filter valve	--	--	2	
13	AM 1210 22	Nut filter valve	--	--	2	
14	AM 1210 42	Vent hose (8 mm copper tube)	--	--	1	



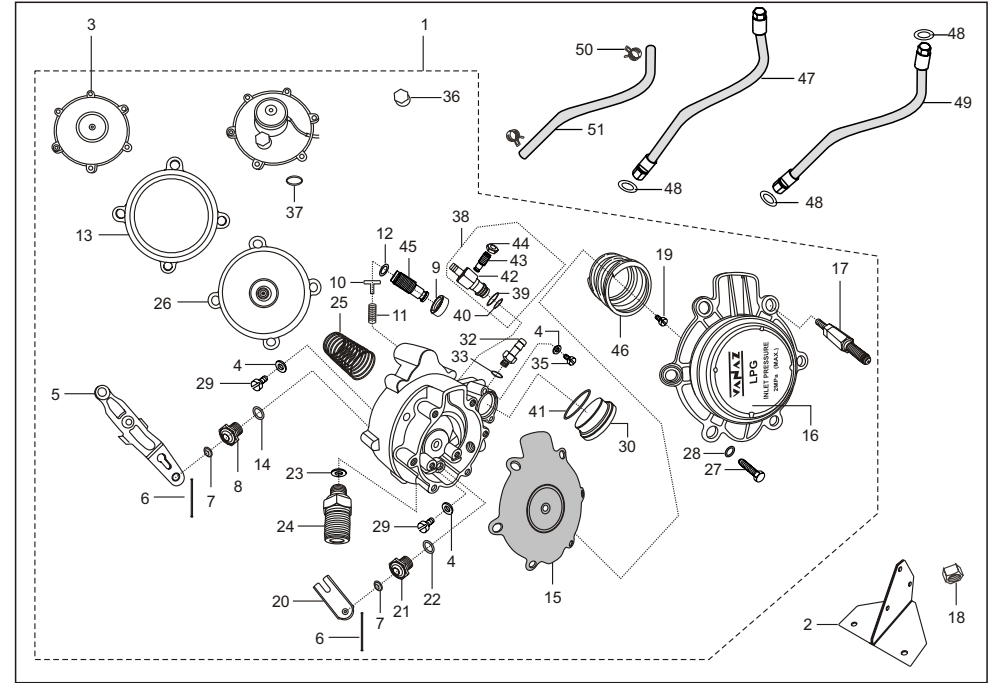
No.	Part No.	Description	Qty/Veh.			Remarks
			PET	CNG	LPG	
15	AM 1210 41	Vent hose(6 mm copper tube)	--	--	1	
16	AM 1210 25	Fuel supply line assly. (8 mm)	--	--	1	From MV to FV
17	AM 1210 26	Fuel supply line (6 mm)	--	--	1	From MV to regulator
18	AF 2010 72	Petrol solenoid valve assembly	--	--	1	
19	AM 2010 20	Electronic level indicator	--	--	1	



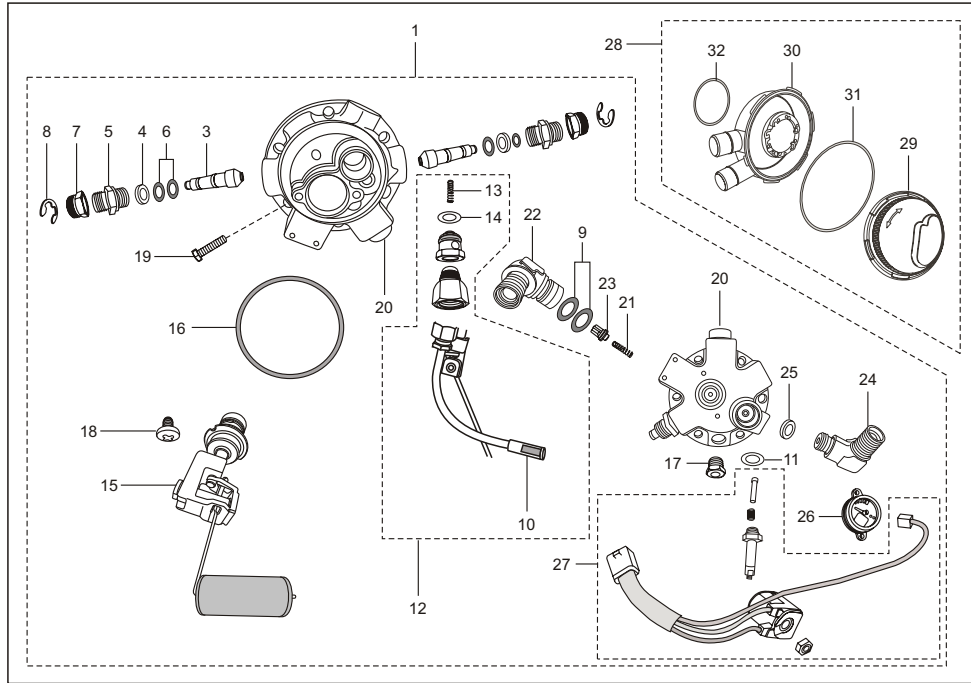
No.	Part No.	Description	Qty/Veh.			Remarks
			PET	CNG	LPG	
1	AM 1210 73	Regulator LPG	--	--	1	
2	24 1613 98	Bkt. for LPR mtg.	--	--	1	
3	24 1212 97	Diaphragm-Sub assly.	--	--	1	
4	AF 1210 58	Washer	--	--	15	
5	24 1212 98	Lever	--	--	1	
6	24 1212 99	Pin Lever	--	--	2	
7	AF 1210 62	Pad	--	--	1	
8	24 1213 00	Seat	--	--	1	
9	24 1213 02	Lock nut	--	--	1	
10	24 1213 03	Guide spring	--	--	1	
11	24 1213 04	Spring	--	--	1	
12	59 2100 17	'O' ring	--	--	1	
13	24 1213 05	Ring clamping	--	--	1	
14	24 1213 06	Rubber washer	--	--	1	
15	24 1213 07	Diaphragm	--	--	1	
16	24 1213 08	Plate sign	--	--	3	Not to service
17	24 1213 09	Stud mtg	--	--	3	



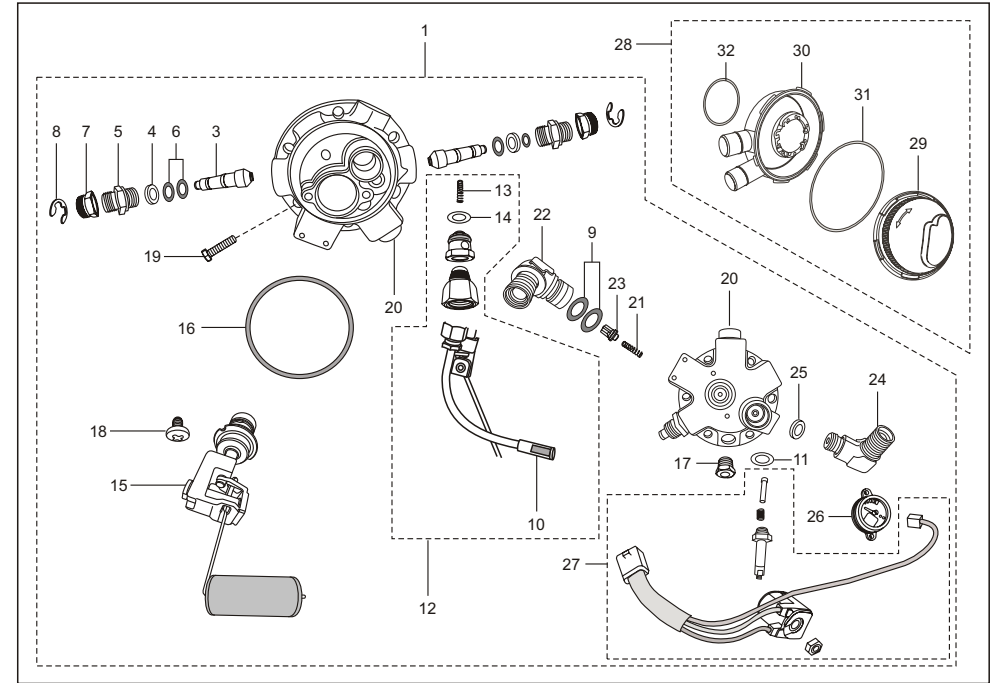
No.	Part No.	Description	Qty/Veh.			Remarks
			PET	CNG	LPG	
18	AF 1210 57	Nut	--	--	3	For mtg. LPR on bkt.
19	24 1213 11	Spring adjusting screw	--	--	1	
20	24 1213 12	Lever sub assly	--	--	1	
21	24 1213 13	Seat	--	--	1	
22	24 1213 14	Rubber washer	--	--	1	
23	24 1213 15	Washer copper	--	--	1	
24	24 1213 16	Connector inlet	--	--	1	
25	24 1213 17	Vaccum spring	--	--	1	
26	24 1213 18	Diaphragm	--	--	1	
27	AF 1210 50	Screw	--	--	12	
28	AF 1210 49	Washer spring	--	--	15	
29	AF 1210 70	Screw	--	--	8	
30	24 1213 19	Plug	--	--	18	
31	24 1213 24	Filter disc	--	--	1	N.I.
32	24 1213 25	Nozzle	--	--	1	
33	24 1213 26	Nylon washer	--	--	1	
34	24 1213 27	Plug PR check	--	--	1	N.I.
35	AF 1210 94	Screw	--	--	4	



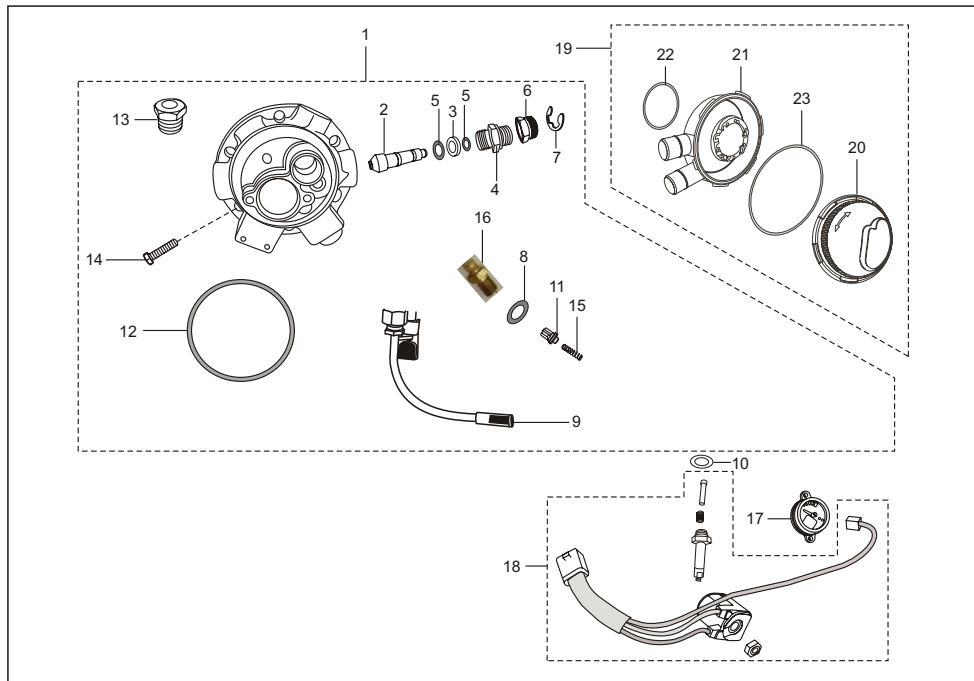
No.	Part No.	Description	Qty/Veh.			Remarks
			PET	CNG	LPG	
36	24 1213 48	Drain plug	--	--	2	
37	AF 1211 04	'O' ring	--	--	1	
38	24 1213 29	Assly single nozzle flow cont.	--	--	1	
39	AF 1210 93	'O' ring	--	--	2	
40	AF 1210 91	'O' ring	--	--	1	
41	24 1213 21	'O' ring	--	--	1	
42	24 1213 20	Body -Flow control	--	--	1	
43	24 1213 22	Screw flow control	--	--	1	
44	24 1213 23	Lock nut	--	--	1	
45	24 1213 01	Idling screw	--	--	1	
46	24 1213 10	Spring	--	--	1	
47	24 1213 91	Assly. Flex. Hose	--	--	1	From LPG filter to regulator
	AM 1211 05	Assly. Flex. Hose - 1	--	--	1	For Zero deg multivalve
48	24 1212 44	Washer	--	--	1	
49	24 1212 58	Hose LPG	--	--	1	From regulator to inlet duct
	24 1214 19	Assly flex. hose - 2	--	--	1	For Zero deg multivalve
50	24 1213 54	Clip	--	--	1	
51	24 1212 55	Hose vent	--	--	1	



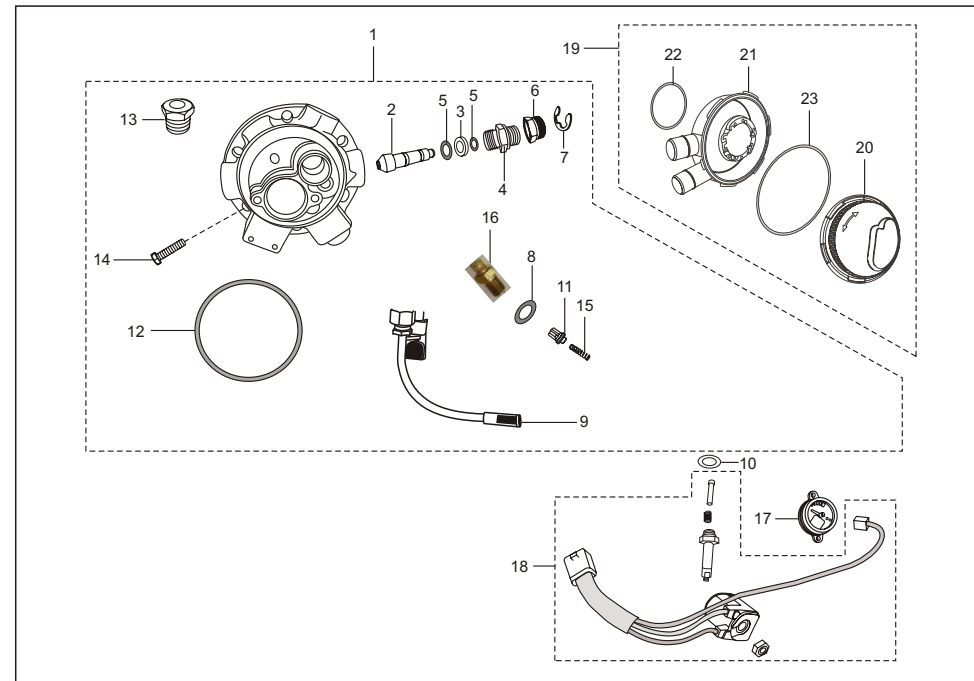
No.	Part No.	Description	Qty/Veh.			Remarks
			PET	CNG	LPG	
1	24 1212 40	Multivalve - assly Vanaz	--	--	1	
2	24 1212 64	Pad Conical - Multivalve	--	--	2	Not to service
3	36 2440 05	Spindle with pad	--	--	2	
4	AF 1210 69	Washer	--	--	2	
5	24 1212 66	Retainer - MV	--	--	2	
6	59 2100 13	'O' ring	--	--	4	
7	24 1212 67	Knob - MFV	--	--	2	
8	59 1700 07	Circlip - External	--	--	2	
9	59 2100 14	'O' ring - MFV	--	--	1	
10	24 1212 68	Filter	--	--	1	Part of filter kit
11	59 2100 15	'O' ring M-V Solenoid	--	--	1	
12	36 2440 03	Filter kit-MFV	--	--	1	
13	24 1212 72	Spring	--	--	1	Part of filter kit
14	59 2100 16	'O' ring	--	--	1	Part of filter kit
15	36 2440 04	Fioat - Kit - MFV	--	--	1	
16	24 1212 83	'O' Ring	--	--	1	
17	24 1212 86	Plug Fusible	--	--	1	



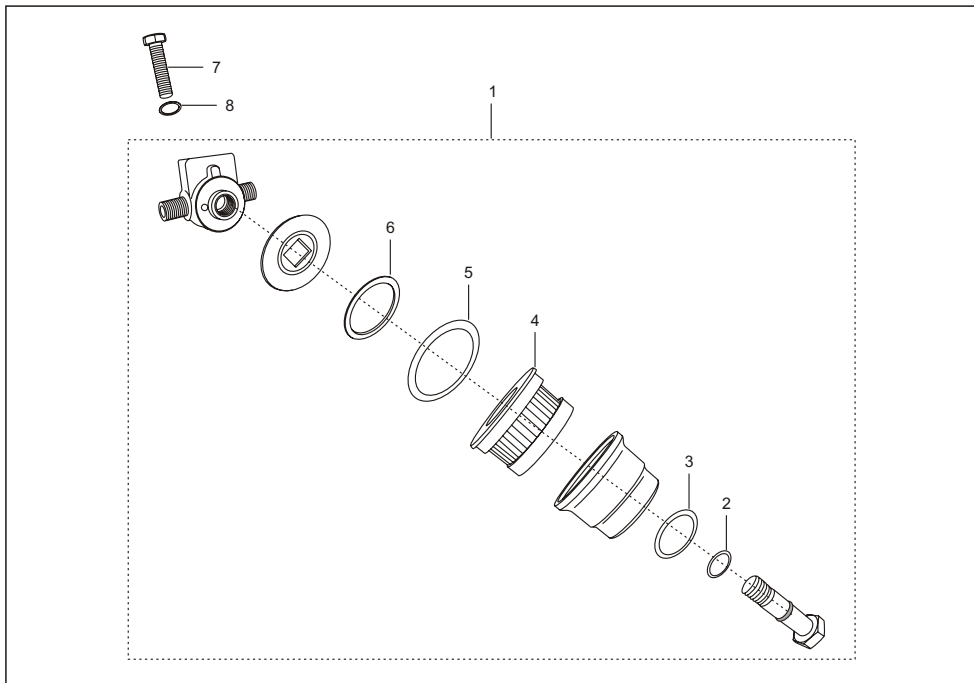
No.	Part No.	Description	Qty/Veh.			Remarks
			PET	CNG	LPG	
18	59 0100 12	Screw pan Head	--	--	2	For mtg. Float kit
19	24 1212 63	Screw	--	--	6	For mtg. Multivalve on cylinder
20	36 2440 07	P.R.V. Sub assly	--	--	1	
21	24 1212 90	Spring Conical	--	--	1	
22	24 1212 91	Elbow Swivel	--	--	1	
23	36 2440 06	N.R.V. Sub assly	--	--	1	
24	24 1212 42	Elbow	--	--	1	
25	24 1213 15	Washer Copper	--	--	1	
26	24 2013 37	Gauge Content	--	--	1	
27	24 2013 38	Solenoid Coil assly	--	--	1	With harness
28	24 1212 48	Assly seal box	--	--	1	
29	24 1212 49	Case upper	--	--	1	
30	24 1212 31	Lower Case	--	--	1	
31	59 2100 12	'O' ring bottom	--	--	1	
32	24 1212 50	'O' ring upper	--	--	1	



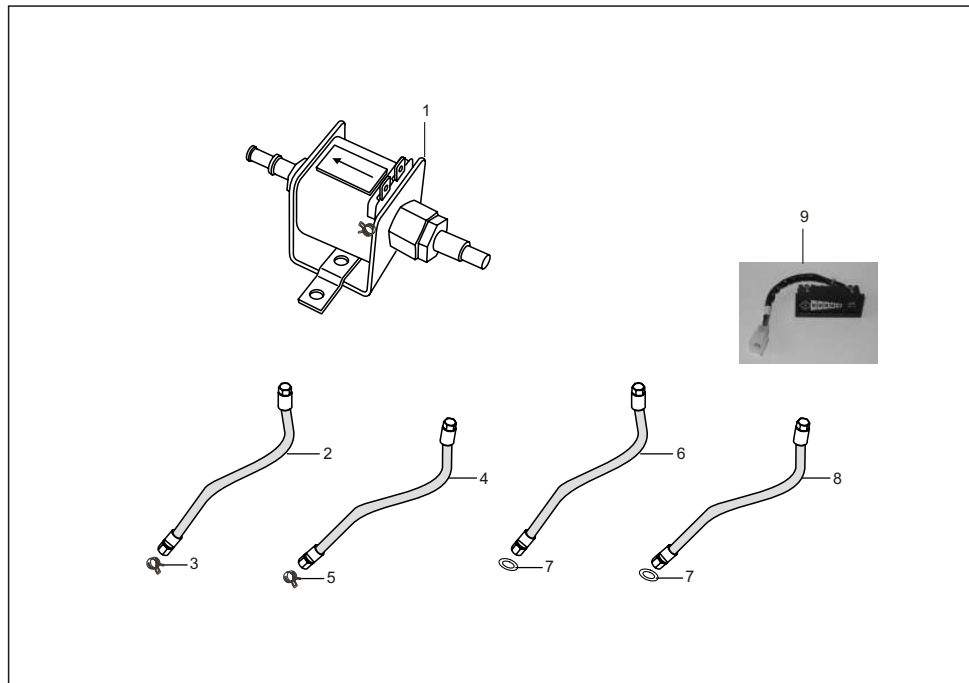
No.	Part No.	Description	Qty/Veh.			Remarks
			PET	CNG	LPG	
1	AU 1720 02	Multi valve assly - vanaz	-	-	1	
2	36 2440 05	Spindle with pad	-	-	1	
3	AF 1210 69	Washer	-	-	1	
4	24 1212 66	Retainer - MV	-	-	1	
5	59 2100 13	'O' Ring	-	-	2	
6	24 1212 67	Knob - MFV	-	-	1	
7	59 1700 07	Criclip - External	-	-	1	
8	AU 1720 65	'O' Ring - MFV	-	-	1	
9	24 1212 68	Filter	-	-	1	
10	59 2100 15	'O' ring M-V Solenoid	-	-	1	
11	36 2440 04	NRV sub assly	-	-	1	
12	24 1212 83	'O' Ringf	-	-	1	
13	AU 1720 52	Plug fusible	-	-	1	
14	Au 1720 74	Allen Screw	-	-	6	For mtg. Multivalve on cylinder
15	24 1212 90	Spring Conical	-	-	1	



No.	Part No.	Description	Qty/Veh.			Remarks
			PET	CNG	LPG	
16	AU 1720 66	Inlet connector	-	-	1	
17	AU 4026 01	Gauge content	-	-	1	With harness
18	AU 4030 01	Solenoid coil assly	-	-	1	
19	AU 1720 28	Assly seal box	-	-	1	
20	24 1212 49	Case upper	-	-	1	
21	AU 1720 34	Lower case	-	-	1	
22	59 2100 12	'O' ring bottom	-	-	1	
23	24 1212 50	'O' ring upper	-	-	1	



No.	Part No.	Description	Qty/Veh.			Remarks
			PET	CNG	LPG	
1	24 1213 97	Filter LPG	-	-	1	
2	24 1213 98	'O' ring	-	-	1	
3	24 1213 99	'O' ring	-	-	1	
4	24 1214 00	Filter element	-	-	1	
5	24 1214 01	'O' ring	-	-	1	
6	24 1214 02	'O' ring	-	-	1	
7	AF 1211 14	Screw	-	-	2	
8	AF 1211 16	Washer	-	-	2	



No.	Part No.	Description	Qty/Veh.			Remarks
			PET	CNG	LPG	
1	AF 2010 23	Solenoid (peteol)	-	-	1	
2	24 1213 32	Assly. Vaccum hose	-	-	1	Regulator to air intake duct
3	24 1213 33	Clip for hose vaccum	-	-	1	
4	24 1212 51	Assly. Gas vent hose	-	-	1	LPG Filter to seal box
5	24 1212 53	Clip	-	-	1	
6	24 1212 43	Hose flex. 1	-	-	1	Filler connector to multivalve
7	24 1212 44	Washer	-	-	2	
8	24 1212 54	Hose flex. 2	-	-	1	Multivalve to LPG filter
9	24 2013 35	Assly. Light indicator	-	-	1	

Part Index

RE 205

Part No.	Figure No.	Page No.
01100342	9	46
01100612	10	7
01100711	7	15
01100712	7	15
01100713	7	15
01100714	7	15
01101008	10	63
01110367	4	28
01110609	24	87
01140116	7	83
01140117	11	81
01150109	5	42
01150112	2	42
01150209	13	42
01160126	19	95
01160509	4	58
01160717	14	95
01160717	16	84
01170119	11	61
01170122	7	63
01180123	8	14
01190205	9	70
01200213	8	73
05101051	7	97
13101024	12	9
13101031	10	8
13101165	2	24
15101171	5	15

Part No.	Figure No.	Page No.
15141013	16	58
19161151	22	57
21100711	6	15
21101427	27	18
21101429	30	18
21150306	4	48
21150307	3	48
21150420	3	55
21150422	10	53
21160417	7	26
21170108	11	63
21170416	4	92
21170419	12	1
21180207	5	68
21180307	14	69
21180308	16	69
22101115	32	19
22101423	25	18
22131014	5	20
22131018	4	20
22150435	13	53
22150507	13	55
22150524	2	55
22151036	10	42
22151040	11	42
22151044	1	48
22151106	12	42
22151106	1	64

Part Index

RE 205

Part No.	Figure No.	Page No.
22151106	1	65
22151106	13	66
22160235	5	56
22160236	6	56
22160805	2	58
22161193	3	58
22161221	8	88
22161238	6	88
22170115	6	61
22170117	7	61
22170118	12	61
22170345	13	20
22170434	11	66
22171007	8	46
22171049	4	63
22180219	2	68
22181025	1	68
22181044	15	67
22191096	5	72
22191097	6	72
22200161	13	56
22200521	4	74
22201006	9	81
22230140	9	83
22230635	11	88
22231142	5	88
22231155	10	86
22231228	2	88

Part No.	Figure No.	Page No.
22231280	7	88
23161305	26	18
23161305	9	38
23161305	9	63
24 1310 74	10	47A
24 1310 98	16	47A
24 1704 25	7	47
24 1704 27	9	47
24 1710 14	2	47
24 1710 66	12	47A
24101177	31	19
24101414	37	19
24101417	18	18
24101419	19	18
24101421	35	19
24101422	22	18
24101572	39	19
24101616	20	18
24101720	39A	19
24121052	6	106
24121069	2	30
24121149	16	119
24121152	10	120
24121222	3	97
24121231	30	127
24121235	1	97
24121240	1	126
24121242	24	127

Part Index

RE 205

Part No.	Figure No.	Page No.
24121243	6	131
24121244	48	125
24121244	7	131
24121245	2	132
24121248	28	127
24121249	29	127
24121249	20	129
24121249	20	130
24121250	32	127
24121250	23	129
24121250	23	130
24121251	4	131
24121253	5	131
24121254	8	131
24121255	51	125
24121258	49	125
24121261	7	132
24121263	19	127
24121264	2	126
24121266	5	126
24121266	4	128
24121267	7	126
24121267	6	128
24121268	10	126
24121268	9	128
24121272	13	126
24121283	16	126
24121283	12	128

Part No.	Figure No.	Page No.
24121286	17	126
24121290	21	127
24121290	15	128
24121291	22	127
24121297	3	123
24121298	5	123
24121299	6	123
24121300	8	123
24121301	45	125
24121302	9	123
24121303	10	123
24121304	11	123
24121305	13	123
24121306	14	123
24121307	15	123
24121308	16	123
24121309	17	123
24121310	46	125
24121311	19	124
24121312	20	124
24121313	21	124
24121314	22	124
24121315	23	124
24121315	25	127
24121316	24	124
24121317	25	124
24121318	26	124
24121319	30	124

Part Index

RE 205

Part No.	Figure No.	Page No.
24121320	42	125
24121321	41	125
24121322	10	101
24121322	43	125
24121323	11	101
24121323	44	125
24121324	31	124
24121325	32	124
24121326	33	124
24121327	34	124
24121329	38	125
24121330	2	97
24121332	2	131
24121333	3	131
24121348	36	125
24121351	12	101
24121354	4	97
24121354	50	125
24121361	5	30
24121391	47	125
24121393	11	132
24121394	10	132
24121407	1	132
24121413	31	104
24121416	35	104
24121419	49	125
24121456	12	103
24121652	8	39

Part No.	Figure No.	Page No.
24121652	5	41
24121656	6	41
24130105	7	3
24130105	4	21
24130111	3	20
24130113	7	20
24130209	7	38
24130214	8	38
24131002	6	38
24131003	6A	38
24131008	4	38
24131032	6	20
24131069	8	20
24131070	8	20
24141091	10	105
24141094	1	41
24141101	1	105
24141109	8A	39
24141115	9	39
24141125	4	41
24141130	13	39
24141131	15	39
24141132	16	40
24141133	17	40
24141134	20	40
24141135	21	40
24141136	18	40
24141137	19	40

Part Index

RE 205

Part No.	Figure No.	Page No.
24141138	3	39
24141139	4	39
24141140	5	39
24141148	30	40
24141149	1	39
24150406	11	53
24150407	12	53
24150506	8	55
24150507	9	55
24151059	7	71
24151060	7	71
24151061	1	55
24151067	10	55
24151068	11	55
24151069	12	55
24151079	19	51
24151087	2	49
24151090	4	49
24151093	8	50
24151094	3	49
24151095	13	50
24151097	9	50
24151098	10	50
24151099	1	43
24151107	2	43
24151108	3	43
24151110	2	48
24151119	1	44

Part No.	Figure No.	Page No.
24151120	1	44
24151133	4	44
24151134	5	44
24151135	6	44
24151137	7	44
24151138	8	44
24151145	6	55
24151146	7	55
24151147	4	55
24151154	5	55
24151155	1	49
24151168	14	45
24151169	9	44
24151170	10	45
24151171	3	44
24151171	11	45
24151172	12	45
24151173	13	45
24151174	2	44
24151175	14	45
24151176	9	44
24151178	2	44
24151179	14	45
24151180	9	44
24151181	10	45
24151182	13	45
24160924	8	26
24161003	5	26

Part Index

RE 205

Part No.	Figure No.	Page No.
24161061	11	56
24161267	2	41
24161297	2	39
24161312	16	57
24161319	38	19
24161324	29	40
24161351	6	105
24161363	6	58
24161398	2	123
24161409	12	58
24161410	2	90
24161443	14	67
24161483	2	56
24161504	1	58
24170205	3	63
24170206	2	63
24170208	6	63
24170505	8	66
24170507	4	66
24170508	7	66
24171024	11	46
24171049	2	66
24171055	9	66
24171075	12	66
24171094	1	66
24171117	16	67
24171118	10	66
24171120	1	46

Part No.	Figure No.	Page No.
24171121	2	46
24171129	17	62
24171136	1	61
24171137	3	64
24171137	3	65
24181032	12	67
24181033	6	67
24181034	2	67
24181039	17	69
24181043	1	67
24181046	7	67
24191096	1	70
24191098	3	70
24191099	12	70
24191100	2	70
24191101	4	70
24191105	8	70
24191108	1	72
24191136	24	40
24191137	25	40
24201333	9	103
24201334	8	97
24201335	9	131
24201337	26	127
24201338	27	127
24201408	23	89
24201421	6	76
24201442	22	69

Part Index

RE 205

Part No.	Figure No.	Page No.
24201443	23	69
24230176	15	83
24230185	9	85
24230197	17	84
24230198	13	83
24230321	17	91
24230322	18	91
24230401	1	86
24230409	2	86
24230417	14	87
24231090	6	85
24231091	7	85
24231146	6	90
24231157	10	85
24231245	14	83
24231336	19	87
24231367	3	86
24231452	3	88
24231453	4	88
24231473	30	84
24231484	24	89
24231499	18	84
24231547	13	86
25191054	7	72
25201009	7	73
25231064	5	85
28101022	10	34
28101038	7	14

Part No.	Figure No.	Page No.
28101057	13	9
28101080	26	2
28101110	12	7
28101118	19	8
28101119	4	8
28101125	15	9
28101129	7	9
28101141	21	2
28101141	15	21
28101167	2	10
28121009	4	107
30101053	5	17
30101197	8	13
30151039	2	21
30201084	23	77
30211005	11	36
3100335	13	1
31101018	6	9
31101019	5	9
31101020	8	9
31101022	4	9
31101141	9	12
31101173	4	7
31121041	15	33
3150111	3	42
3170109	5	38
3170109	2	61
3180116	29	18

Part Index

RE 205

Part No.	Figure No.	Page No.
3190204	11	70
3190206	10	70
33141007	10	39
33141007	9	41
33141008	10A	39
33141008	10	41
36244003	12	126
36244004	15	126
36244004	11	128
36244005	3	126
36244005	2	128
36244006	23	127
36244007	20	127
36244016	24	62
36AA4012	7	30
36AA4013	4	30
36AA4015	28	84
36AB4001	24	62
36AF0008	11	31
36AF0009	18	31
36AF0010	4	30
36AF0012	7	30
36AF0013	19	31
36AF0014	20	31
36AF0015	21	31
36AF0016	4	30
36AF0017	7	30
39 0119 04	3	47

Part No.	Figure No.	Page No.
39 1182 15	11	47A
39000101	2	64
39000101	2	65
39000601	9	73
39000901	22	40
39004401	10	83
39006204	9	32
39006204	10	58
39007104	4	68
39007104	8	78
39007104	8	85
39007104	19	89
39007404	9	88
39007904	31	112
39008004	5	24
39008004	4	86
39008004	3	105
39008304	7	94
39008504	3	60
39008504	13	88
39009604	3	83
39011904	5	63
39011904	18	81
39014608	23	18
39014608	7	42
39014608	8	52
39014708	5	52
39014708	8	83

Part Index

RE 205

Part No.	Figure No.	Page No.
39015108	4	42
39015608	15	58
39015608	17	95
39019210	6	68
39019711	5	28
39019711	4	29
39019711	7	58
39019711	10	76
39019711	2	85
39019711	20	89
39019711	3	90
39019811	14	26
39019811	12	60
39019811	15	69
39019811	2	78
39019811	4	80
39019911	8	42
39019911	7	52
39019911	4	83
39020011	16	51
39020111	7	24
39020111	3	26
39020111	8	68
39020111	9	94
39020811	4	52
39021111	5	58
39021111	13	91
39021311	6	14

Part No.	Figure No.	Page No.
39021711	8	63
39021911	7	8
39021911	9	16
39021911	3	23
39021911	7	56
39023011	21	62
39023011	25	84
39023011	12	85
39023011	21	87
39023011	8	90
39023911	8	60
39023911	15	79
39024011	10	17
39024511	4	105
39024811	9	26
39025111	6	26
39025811	14	88
39026212	8	58
39026212	20	62
39026212	2	72
39026212	11	77
39026212	3	85
39026212	21	89
39026212	4	90
39026212	13	105
39026312	8	56
39026312	18	59
39026312	9	60

Part Index

RE 205

Part No.	Figure No.	Page No.
39026312	3	78
39026312	14	91
39026512	12	20
39026512	14	42
39026512	17	51
39026512	11	58
39026512	1	63
39026512	21	69
39026512	17	81
39026512	13	85
39026512	9	90
39026912	13	46
39028715	10	88
39028715	30	112
39029111	12	105
39029115	20	37
39029115	9	58
39029115	4	60
39029115	10	71
39029115	4	78
39029115	12	83
39029115	4	85
39029115	9	86
39029115	16	89
39029115	22	89
39029115	5	90
39029115	3	106
39029215	10	13

Part No.	Figure No.	Page No.
39029215	11	38
39029215	9	56
39029215	15	91
39029315	6	83
39029415	3	49
39029415	13	60
39029415	12	63
39029415	14	85
39029515	8	64
39029515	8	65
39029615	21	18
39029615	6	24
39029615	2	26
39029615	14	64
39029615	14	65
39029615	10	68
39029915	6	42
39030115	9	64
39030115	9	65
39030215	6	92
39030215	11	105
39030315	14	46
39031015	18	51
39034217	10	46
39034217	5	61
39036402	21	84
39036402	18	87
39036513	20	84

Part Index

RE 205

Part No.	Figure No.	Page No.
39036513	17	87
39037118	16	87
39037216	11	86
39037511	17	77
39037511	19	77
39040804	6	29
39042215	4	64
39042606	6	16
39042606	1	22
39042706	10	3
39043501	14	17
39043501	9	20
39046715	3	66
39046715	6	66
39050809	5	1
39054311	10	64
39054311	10	65
39055011	2	16
39055717	13	10
39068205	9	1
39069415	15	42
39069415	14	55
39069415	19	62
39069415	6	86
39069601	17	79
39069705	18	37
39070201	22	59
39071111	13	25

Part No.	Figure No.	Page No.
39073212	15	26
39073212	16	79
39074501	15	1
39074601	14	9
39074701	12	3
39074701	7	23
39076101	7	28
39076101	8	50
39078812	14	50
39078912	13	64
39078912	13	65
39079012	6	28
39079012	5	29
39079815	3	24
39079815	28	40
39079815	9	42
39079815	7	75
39079908	11	17
39080411	12	16
39081411	19	59
39083415	2	23
39083415	16	25
39083415	16	27
39084001	22	62
39085517	4	34
39086212	10	94
39089704	14	25
39089704	9	29

Part Index

RE 205

Part No.	Figure No.	Page No.
39089704	10	38
39089704	19	81
39092101	23	40
39094001	8	94
39094404	12	79
39095615	14	81
39097315	10	9
39098004	8	11
39099906	8	34
39100006	17	2
39100006	3	4
39100006	4	6
39100006	18	8
39100006	11	21
39101321	6	1
39101321	7	34
39102401	9	9
39103309	6	12
39103519	3	9
39104619	5	16
39105315	11	7
39105411	11	64
39105411	11	65
39105711	10	12
39106204	13	4
39106204	3	10
39106301	3	80
39106504	9	4

Part No.	Figure No.	Page No.
39107504	18	2
39107504	11	3
39107504	10	28
39107504	5	34
39107901	13	26
39114004	16	42
39115902	12	86
39119704	8	16
39120501	16	77
39121111	15	17
39121420	11	1
39122411	11	50
39124101	20	77
39126421	5	8
39128321	13	8
39134801	20	91
39135001	3	72
39137704	7	68
39137904	20	69
39137904	7	86
39138904	34	19
39138904	13	50
39140301	2	76
39143520	4	3
39143520	3	21
39144101	9	13
39145504	12	64
39147817	7	6

Part Index

RE 205

Part No.	Figure No.	Page No.
39153721	7	4
39153721	14	21
39154211	19	91
39155304	8	36
39155604	12	39
39155604	8	41
39155804	18	27
39157311	9	36
39157511	3	34
39158211	8	17
39158211	12	50
39158721	1	38
39163015	24	2
39165721	12	34
39165721	15	34
39166311	4	53
39166311	6	53
39167204	12	36
39167204	15	36
39167204	22	37
39167304	18	35
39167304	27	40
39167404	17	8
39167404	10	10
39167404	6	34
39167604	19	2
39168104	24	84
39168104	20	87

Part No.	Figure No.	Page No.
39169801	9	76
39170207	6	52
39171519	5	3
39171619	6	3
39171905	8	1
39171905	1	3
39172104	11	4
39172420	12	10
39172711	17	5
39174419	11	13
39175315	7	53
39177304	18	57
39178301	2	106
39179021	3	6
39179611	22	2
39179611	16	21
39182512	5	83
39182612	8	8
39182612	10	16
39182612	4	23
39182612	15	25
39182612	11	28
39182712	5	66
39182812	16	18
39182812	18	62
39182812	5	86
39182812	22	87
39182912	4	24

Part Index

RE 205

Part No.	Figure No.	Page No.
39182912	4	26
39182912	9	68
39182912	5	92
39183012	3	68
39183012	11	83
39183012	8	86
39183012	15	88
39183112	18	77
39185604	7	60
39186919	6	21
39187019	9	3
39187019	5	21
39187105	6	8
39188515	8	7
39191719	8	3
39192707	5	7
39193815	10	11
39194204	20	59
39196304	10	4
39197215	17	37
39200811	11	12
39203804	6	13
39204021	9	10
39213004	11	26
39217617	9	17
39220804	23	84
39229515	8	32
39229515	13	68

Part No.	Figure No.	Page No.
39234501	25	37
39235717	9	61
39236220	4	61
39237323	12	56
39237323	14	60
39237456	14	56
39239304	1	26
39244417	16	62
39245111	19	69
39247915	26	84
39247915	10	90
39248104	7	90
39248415	7	36
39248415	19	57
39248915	23	87
39250823	10	56
39252820	2	3
39255020	3	61
39256120	3	3
39271115	26	40
5101051	7	21
5101083	4	16
5101083	1	42
5151012	8	21
5190301	4	72
5190302	25	62
52210040	1	85
52240393	11	85

Part Index

RE 205

Part No.	Figure No.	Page No.
52240395	11	85
52240601	1	88
52AA0310	1	83
52AA0318	1	56
52AB0098	1	60
52AF0084	1	83
52AM0017	1	56
59010010	3	132
59010012	18	127
59040022	5	116
59040022	3	120
59040029	12	38
59050001	2	8
59110001	8	116
59110001	7	120
59170007	8	126
59170007	7	128
59200012	7	46
59210004	4	116
59210004	2	120
59210005	7	116
59210005	5	120
59210011	26	118
59210012	31	127
59210012	22	129
59210012	22	130
59210013	6	126
59210013	5	128

Part No.	Figure No.	Page No.
59210014	9	126
59210015	11	126
59210015	10	128
59210016	14	126
59210017	12	123
59210022	11	34
6160712	13	58
6160713	14	58
6180303	13	67
6191089	6	70
6201082	3	74
6201083	2	74
6201083	4	75
6201204	4	73
6201396	5	73
AA 1310 24	10A	47A
AA 1310 78	6	47
AA 1310 79	6	47
AA101004	14	1
AA101009	3	12
AA101013	9	6
AA101033	1	7
AA101050	1	15
AA101051	2	15
AA101052	3	15
AA101053	4	15
AA101054	4	14
AA101055	9	15

Part Index

RE 205

Part No.	Figure No.	Page No.
AA101057	10	20
AA101058	11	20
AA101061	9	14
AA101073	2	13
AA101077	8	4
AA101084	11	16
AA101108	5	14
AA101122	1	17
AA101123	2	1
AA101124	4	1
AA101134	5	10
AA101135	6	10
AA101137	11	9
AA101138	6	7
AA101139	7	7
AA101142	5	12
AA101143	10	1
AA101145	7	1
AA101150	1	23
AA101154	9	34
AA101156	12	15
AA101156	6	17
AA101168	7	13
AA101194	10	26
AA101207	4	12
AA101209	4	17
AA101212	5	22
AA101213	12	12

Part No.	Figure No.	Page No.
AA101215	3	17
AA101220	12	28
AA101221	25	2
AA101228	1	10
AA101230	14	10
AA101249	3	1
AA101258	14	16
AA101260	7	16
AA101261	1	16
AA101262	6	23
AA101277	28	18
AA101283	8	24
AA101286	2	17
AA101288	7	17
AA101289	13	17
AA101291	24	18
AA101295	2	14
AA101297	12	17
AA101322	8	23
AA101328	20	2
AA101329	33	19
AA101330	36	19
AA101337	12	4
AA101345	9	7
AA101364	7	11
AA101384	9	28
AA101385	5	23
AA101392	10	15

Part Index

RE 205

Part No.	Figure No.	Page No.
AA101396	2	4
AA101400	7	12
AA101401	8	12
AA101424	3	7
AA101424	2	34
AA101468	15	4
AA101470	2	11
AA101471	3	11
AA101472	5	11
AA101473	6	11
AA101474	9	11
AA101475	16	5
AA101478	4	11
AA101479	3	13
AA101481	1	13
AA101484	4	13
AA101491	5	13
AA101499	13	7
AA101512	9	23
AA101516	7	10
AA101531	8	10
AA101555	8	15
AA101567	1	14
AA101569	11	10
AA101570	6	22
AA101571	17	18
AA101577	16	8
AA101578	1	24

Part No.	Figure No.	Page No.
AA101579	9	24
AA101585	12	25
AA101588	11	15
AA101589	2	7
AA101592	1A	12
AA101593	1	11
AA101594	12	8
AA101595	16	37
AA101597	19	37
AA101598	1	11
AA101599	1	12
AA101601	2	12
AA101602	2	7
AA101605	11	25
AA101614	1	21
AA101622	15	10
AA101624	5	36
AA101628	21	37
AA101633	1	24
AA101643	4	36
AA101654	14	10
AA101667	6	4
AA101668	5	23
AA101686	1	23
AA101689	9	8
AA101706	4	10
AA111052	8	28
AA111058	8	29

Part Index

RE 205

Part No.	Figure No.	Page No.
AA111074	2	29
AA111076	3	29
AA111077	7	29
AA111079	3	82
AA111080	4	82
AA111081	5	82
AA111082	6	82
AA111085	9	82
AA111086	10	82
AA111087	11	82
AA111092	1	82
AA111093	2	82
AA111094	7	82
AA111095	8	82
AA111110	9	78
AA121006	13	34
AA121010	17	35
AA121060	1	34
AA121071	16	33
AA121126	1	32
AA121127	13	33
AA121128	10	32
AA121135	1	36
AA121136	14	36
AA121137	15	31
AA121142	1	30
AA121150	2	32
AA121151	1	32

Part No.	Figure No.	Page No.
AA131002	1	20
AA131004	13	38
AA131017	13	21
AA131025	2	38
AA131033	2	20
AA131049	12	21
AA141046	17	31
AA141057	7	41
AA141059	7	39
AA151036	1	53
AA161060	11	79
AA161073	17	27
AA161080	13	79
AA161081	14	79
AA161105	1	58
AA161106	23	59
AA161166	27	57
AA161179	23	57
AA171006	3	46
AA171007	4	46
AA171008	6	46
AA171009	5	46
AA171011	12	46
AA171015	1	46
AA171017	2	46
AA181006	20	57
AA191032	7	70
AA191068	25	57

Part Index

RE 205

Part No.	Figure No.	Page No.
AA191068	8	71
AA191073	2	71
AA191077	3	71
AA201012	6	78
AA201041	13	16
AA201066	1	76
AA201070	2	75
AA201090	6	75
AA201091	1	74
AA201093	1	74
AA201148	15	85
AA201157	1	75
AA201160	1	75
AA201161	2	75
AA201171	22	77
AA201190	1	80
AA201227	5	75
AA201235	11	73
AA201236	12	73
AA201239	8	76
AA201257	11	73
AA221005	2	92
AA221006	3	92
AA221023	1	92
AA231117	29	84
AA231140	1	90
AA231142	7	32
AA231154	20	33

Part No.	Figure No.	Page No.
AA231195	13	86
AA231209	4	56
AA251001	14	38
AA251003	15	38
AB101014	16	2
AB101038	5	4
AB101067	3	14
AB101084	4	4
AB101085	14	3
AB101100	12	13
AB111011	10	78
AB111107	12	82
AB121017	19	33
AB121017	2	107
AB151007	4	49
AB151014	3	52
AB151048	3	53
AB151049	2	53
AB151051	5	53
AB151052	8	53
AB151054	5	49
AB151063	1	49
AB151069	2	49
AB151071	7	50
AB151072	6	49
AB151073	9	50
AB151074	10	50
AB151090	1	43

Part Index

RE 205

Part No.	Figure No.	Page No.
AB151091	1	54
AB151092	2	43
AB151093	3	43
AB151094	2A	54
AB151095	2B	54
AB151104	5	49
AB151105	6	49
AB151126	1	52
AB161159	5	60
AB161182	2	60
AB161183	11	60
AB161186	6	60
AB171013	5	64
AB171013	5	65
AB171014	6	64
AB171014	6	65
AB171015	7	64
AB171015	7	65
AB171016	15	64
AB171016	4	65
AB171020	15	61
AB171022	13	61
AB171023	14	61
AB171031	12	65
AB171032	8	61
AB171033	8A	61
AB171034	10	61
AB171037	23	62

Part No.	Figure No.	Page No.
AB171044	3	64
AB181011	3	67
AB181012	4	67
AB181017	8	67
AB181019	9	67
AB181020	10	67
AB181021	11	67
AB181022	11	68
AB181023	12	68
AB181033	5	67
AB201017	10	81
AB201065	10	60
AB201068	6	73
AB201072	2	73
AB201073	3	73
AB201075	10	73
AB201076	5	78
AB201077	4	76
AB231008	18	89
AB231009	17	89
AC201021	3	75
AE131003	3	38
AF101016	1	1
AF111010	1	29
AF111012	1	29
AF121003	27	118
AF121004	1	103
AF121012	5	97

Part Index

RE 205

Part No.	Figure No.	Page No.
AF121012	12	116
AF121013	5	107
AF121018	4	103
AF121022	3	107
AF121023	2	103
AF121024	3	103
AF121025	5	103
AF121026	6	103
AF121028	8	103
AF121029	10	103
AF121030	11	103
AF121032	14	103
AF121034	16	103
AF121036	18	103
AF121038	20	104
AF121039	33	104
AF121040	34	104
AF121044	21	104
AF121045	22	104
AF121046	24	104
AF121049	2	99
AF121049	9	108
AF121049	28	124
AF121049	6	132
AF121050	3	99
AF121050	27	124
AF121057	4	99
AF121057	18	124

Part No.	Figure No.	Page No.
AF121057	4	132
AF121058	4	123
AF121058	5	132
AF121060	6	99
AF121061	8	99
AF121062	7	99
AF121062	7	123
AF121063	9	99
AF121064	10	99
AF121065	13	99
AF121066	14	99
AF121069	2	101
AF121069	4	126
AF121069	3	128
AF121070	11	99
AF121070	29	124
AF121071	12	99
AF121072	18	102
AF121073	17	102
AF121076	19	102
AF121077	15	101
AF121078	21	102
AF121079	16	102
AF121080	22	102
AF121081	13	101
AF121082	14	101
AF121084	30	104
AF121085	4	101

Part Index

RE 205

Part No.	Figure No.	Page No.
AF121085	20	102
AF121085	8	132
AF121086	3	101
AF121088	17	100
AF121089	15	99
AF121091	6	101
AF121091	40	125
AF121093	7	101
AF121093	39	125
AF121094	35	124
AF121104	25	104
AF121104	37	125
AF121105	26	104
AF121106	27	104
AF121107	28	104
AF121108	29	104
AF121109	7	103
AF121111	18	100
AF121112	16	100
AF121114	9	101
AF121116	8	101
AF121124	5	101
AF121125	19	104
AF121126	17	103
AF121127	32	104
AF121129	1	101
AF121130	5	99
AF121131	19	100

Part No.	Figure No.	Page No.
AF121201	A	117
AF121202	1	117
AF121203	13	117
AF121204	11	117
AF121205	14	117
AF121206	12	117
AF121207	7	117
AF121208	8	117
AF121209	9	117
AF121210	17	118
AF121211	15	117
AF121212	2	117
AF121213	21	118
AF121214	19	118
AF121215	20	118
AF121216	24	118
AF121217	22	118
AF121220	3	117
AF121222	16	117
AF121223	10	117
AF121224	18	118
AF121226	28	118
AF121228	25	118
AF121229	2	113
AF121230	23	114
AF121231	24	114
AF121232	1	115
AF121233	2	115

Part Index

RE 205

Part No.	Figure No.	Page No.
AF121233	2	119
AF121234	3	115
AF121234	3	119
AF121235	4	115
AF121235	4	119
AF121236	5	115
AF121236	5	119
AF121237	6	115
AF121237	6	119
AF121238	7	115
AF121239	8	115
AF121239	8	119
AF121240	9	115
AF121240	9	119
AF121241	10	115
AF121241	10	119
AF121242	20	114
AF121242	16	115
AF121242	13	119
AF121243	11	115
AF121243	11	119
AF121244	12	113
AF121245	11	113
AF121246	16	114
AF121247	17	114
AF121248	15	113
AF121249	14	113
AF121250	6	113

Part No.	Figure No.	Page No.
AF121251	8	113
AF121252	10	113
AF121253	7	113
AF121254	4	113
AF121259	9	113
AF121262	13	113
AF121264	18	114
AF121264	15	115
AF121264	14	119
AF121265	1	116
AF121265	8	120
AF121269	13	116
AF121269	9	120
AF121281	21	114
AF121282	12	115
AF121282	15	119
AF121283	13	115
AF121284	9	116
AF121315	6	97
AF121316	4	98
AF121317	5	98
AF121319	6	98
AF121320	7	98
AF121322	8	98
AF121323	9	98
AF121325	10	98
AF121326	11	98
AF121327	12	98

Part Index

RE 205

Part No.	Figure No.	Page No.
AF121330	14	115
AF121330	17	119
AF121332	22	114
AF121333	1	113
AF121341	4	117
AF121342	5	117
AF121343	6	117
AF121347	10	116
AF121347	11	120
AF121349	5	113
AF121350	3	113
AF121355	11	116
AF121357	3	116
AF121365	19	114
AF121400	1	99
AF121418	10	32
AF121420	13	33
AF121422	1	30
AF121424	17	33
AF121445	10	30
AF121447	9	30
AF121449	8	30
AF121465	16	35
AF121480	17	33
AF141008	1	96
AF141021	6	94
AF141030	2	96
AF141032	6	94

Part No.	Figure No.	Page No.
AF151005	1	53
AF161017	16	95
AF161020	3	94
AF161021	4	94
AF161022	5	94
AF161029	15	95
AF161041	17	59
AF161054	8	105
AF161056	7	105
AF161059	9	105
AF161073	21	59
AF161097	2	94
AF161097	8	105
AF161098	1	94
AF161098	6	105
AF181015	21	57
AF191006	1	71
AF201001	1	98
AF201010	23	104
AF201013	3	98
AF201015	13	77
AF201015	23	118
AF201023	1	131
AF201035	12	77
AF201036	1	78
AF201067	2	98
AF201071	2	116
AF201072	14	116

Part Index

RE 205

Part No.	Figure No.	Page No.
AF201072	18	122
AF201073	15	116
AF201081	15	77
AF201081	22	84
AF201094	9	52
AF201114	24	77
AF201131	5	76
AF201141	1	80
AF201162	11	73
AF201163	12	73
AF201167	21	77
AF231008	11	94
AF231009	12	94
AF231011	18	95
AF231073	19	84
AF231078	11	90
AF231079	12	90
AF231102	13	94
AF231141	16	91
AF231158	15	56
AF231195	13	86
AJ121001	7	107
AJ121030	28	112
AJ121035	1	106
AJ121037	1	111
AJ121038	1	109
AJ121048	7	108
AJ121049	8	108

Part No.	Figure No.	Page No.
AJ121051	8	106
AJ121052	3	108
AJ121053	2	108
AJ121054	5	108
AJ121055	4	108
AJ121059	7	106
AJ121060	29	112
AJ121061	4	106
AJ121062	5	106
AJ121069	1	108
AJ121072	1	107
AJ121075	6	108
AJ121075	27	112
AJ121077	6	107
AJ121078	8	107
AJ121081	23	110
AJ121082	2	109
AJ121083	3	109
AJ121084	4	109
AJ121085	5	109
AJ121086	6	109
AJ121087	7	109
AJ121088	8	109
AJ121089	9	109
AJ121090	10	109
AJ121091	11	109
AJ121092	12	109
AJ121093	13	109

Part Index

RE 205

Part No.	Figure No.	Page No.
AJ121096	14	110
AJ121097	15	110
AJ121098	16	110
AJ121108	17	110
AJ121109	18	110
AJ121110	19	110
AJ121111	20	110
AJ121112	21	110
AJ121113	22	110
AJ121116	24	110
AJ121117	25	110
AJ121121	26	110
AJ121122	27	110
AJ121124	28	110
AJ121128	3	111
AJ121129	6	111
AJ121130	2	111
AJ121131	8	111
AJ121132	9	111
AJ121134	4	111
AJ121135	17	111
AJ121136	25	112
AJ121137	24	112
AJ121138	21	112
AJ121139	16	111
AJ121140	5	111
AJ121141	26	112
AJ121142	18	112

Part No.	Figure No.	Page No.
AJ121143	22	112
AJ121144	19	112
AJ121145	20	112
AJ121146	23	112
AJ121147	11	111
AJ121148	12	111
AJ121149	13	111
AJ121150	14	111
AJ121151	15	111
AJ121152	7	111
AJ201013	1	73
AK201012	2	80
AL 1710 65	8	47
AL121062	2	32
AL121068	4	32
AL121069	5	32
AL121070	6	32
AL121071	3	32
AL161179	17	57
AL161360	16	81
AL191026	11	71
AL191039	9	71
AL201012	18	79
AL201060	3	76
AL201061	1	76
AL241285	12	88
AM101009	1	1
AM121001	7	121

Part Index

RE 205

Part No.	Figure No.	Page No.
AM121002	6	121
AM121013	1	121
AM121014	2	121
AM121015	3	121
AM121016	4	121
AM121017	5	121
AM121018	10	121
AM121019	11	121
AM121021	9	121
AM121021	12	121
AM121022	13	121
AM121025	16	122
AM121026	17	122
AM121027	1	113
AM121028	2	113
AM121030	1	119
AM121031	7	119
AM121036	12	119
AM121041	15	122
AM121042	14	121
AM121043	1	120
AM121051	6	116
AM121051	4	120
AM121053	6	120
AM121073	1	123
AM121077	11	32
AM121105	47	125
AM121112	1	30

Part No.	Figure No.	Page No.
AM121114	10	32
AM121115	13	33
AM121123	17	33
AM141001	2	105
AM141003	1	105
AM141004	3	41
AM161008	2A	90
AM161013	10	111
AM161013	32	112
AM161017	5	105
AM201010	14	77
AM201020	19	122
AM201024	1	73
AM201029	8	121
AM231035	15a	56
AN101006	8	6
AN101007	2	6
AN101009	1	9
AN101010	2	9
AN101012	3	8
AN101013	1	8
AN101033	13	3
AN101066	6	6
AN101070	23	2
AN101083	14	4
AN101109	1	4
AN101123	1	6
AN101259	5	6

Part Index

RE 205

Part No.	Figure No.	Page No.
AN111014	9	78
AN121056	11	32
AN121081	14	34
AN121082	19	35
AN121111	6	36
AN131032	4	22
AN131033	3	22
AN131039	2	22
AN161074	6	80
AN161075	7	80
AP151017	2	44
AP151029	1	52
AP151030	1	44
AP161035	26	57
AP161047	17	69
AP201012	7	76
AP231021	27	84
AT601203	2	36
AU172002	1	128
AU172028	19	129
AU172028	19	130
AU172034	21	129
AU172034	21	130
AU172052	13	128
AU172065	8	128
AU172066	16	129
AU172066	16	130
Au172074	14	128

Part No.	Figure No.	Page No.
AU402601	17	129
AU402601	17	130
AU403001	18	129
AU403001	18	130
AY 1412 00	1	47
AY 1412 01	4	47
AY 1412 02	5	47
AZ161000	24	57
AZ351000	1	28
AZ351001	2	28
AZ351002	3	28
AZ581009	12	32
BA 1321 11	6	47
BA 1321 12	6	47
BA 1321 71	1	47
BA 1321 72	4	47
BA 1321 73	5	47
BA 1322 39	6	47
BA 1322 42	6	47
BA102160	12	26
BA122003	14	39
BA122005	11	39
BA122062	18	33
BA132141	3	16
BA161029	8	81
BA161134	15	50
BA171005	7	66
BA171009	1	66

Part No.	Figure No.	Page No.	Part No.	Figure No.	Page No.
BA191029	2	52	DD161013	9	53
BA191051	4	71	DG141019	10	36
BA191052	5	71	DH121118	12	31
BA201023	7	78	DK101237	3	36
BA201024	12	81	DK101277	23	37
BA201025	13	81	DK101278	24	37
BA201067	5	80	DK101340	13	36
BA231038	15	87	DZ121048	14	31
BA231058	2	83	DZ141076	6	39
BB 1310 24	13	47A	JA561211	10	24
BB 1310 40	14	47A	JA581221	3	30
BB 1311 50	15	47A	JA581314	16	31
BB121029	6A	32	JA581407	14	33
BF551613	5	21	KBUA0530	15	16
BG 1412 52	9	47	KBUC0410	18	69
BG 1412 53	9	47	KFBF6305	3	3
BG113804	14	53	LAD00035	9	21
BG113805	15	81	LAJ00001	10	21
BG131802	6	71	LCF00001	15	8
BG233002	3	56	LHC00001	13	70
CB121046	13	31	LJA00003	11	8
CM191049	5	70	LJA00003	6	30
CS141005	12	41	RA402601	6	41
CS141006	11	41			
CX141044	12	132			
CX141045	13	132			
CX141046	9	132			
DD101521	14	8			